

# Influenza Surveillance Report in Lake County, Ohio: April 30 – May 6, 2023 MMWR Week 18

*Influenza (flu)* is a contagious respiratory illness caused by Influenza viruses. It can cause mild to severe illness with serious outcomes like hospitalization or death. Susceptible individuals can be young children, older adults and people who have underlying serious health issues. The following report displays information about the hospitalizations due to influenza and emergency room (ER) and Urgent Care (UC) visits for *influenza-like illness (ILI) with fever* by Lake County residents for the current flu season, 2022-2023. The report illustrates the weekly flu activity including the reported hospitalizations for seasonal flu as reported in the Ohio Disease Reporting System (ODRS) and those with fever and ILI reporting to ERs and UCs from Epi Center, Ohio's syndromic surveillance system <https://www.health-monitoring.com>. Public Health surveillance data indicate **low-medium flu activity** in Lake County, Ohio during the week of the current flu season <https://www.flustar.com/forecast/current/cold/44060>. The data for this report was extracted for this report on 05/08/2023 from Ohio Disease Reporting System and EpiCenter and is subject to change as additional data are reported.

## Data Sources:

1. Emergency Department Visits (EpiCenter): EpiCenter collects emergency department chief complaint data from hospitals and urgent care facilities visited by Lake County residents and classifies them into symptom and syndrome categories. Chief complaints regarding fever, ILI and other symptoms commonly detected during flu season are analyzed.
2. Influenza- Associated Hospitalizations (ODRS): For seasonal flu, influenza-associated hospitalizations and pediatric deaths are reported by LCGHD and hospitals using ODRS. Individual cases of Influenza are only reported if there is a novel strain detected (similar to how COVID-19 was a novel coronavirus). Hospitalizations are considered to be the indicator for the severity of illness during flu season.



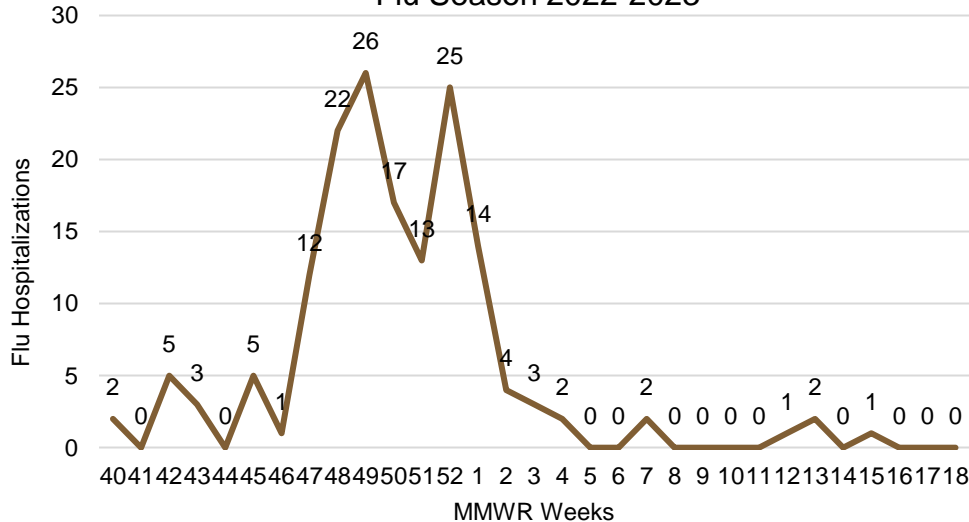
The following graph depicts the number of Influenza Hospitalizations for the 2022-2023 flu season among Lake County residents during Morbidity and Mortality Weekly Report (MMWR) Week 18. MMWR Weeks align with the epidemiological year for the National Notifiable Diseases Surveillance System (NNDSS) disease reports from local and state health departments. The MMWR is published weekly by the Centers for Disease Control and Prevention (CDC) for the purpose of timely publication of reliable, accurate, objective, and useful public health information and recommendations. Values for MMWR Week range from 1 to 53, and roughly align with weeks of the calendar year. Most years consist of 52 weeks, and weeks run from Sunday through Saturday.

Among Lake County residents, there have been no hospitalizations for influenza reported during MMWR Week 18. To date, hospitalizations have occurred among all age groups, with the highest proportion being among ages 65+.

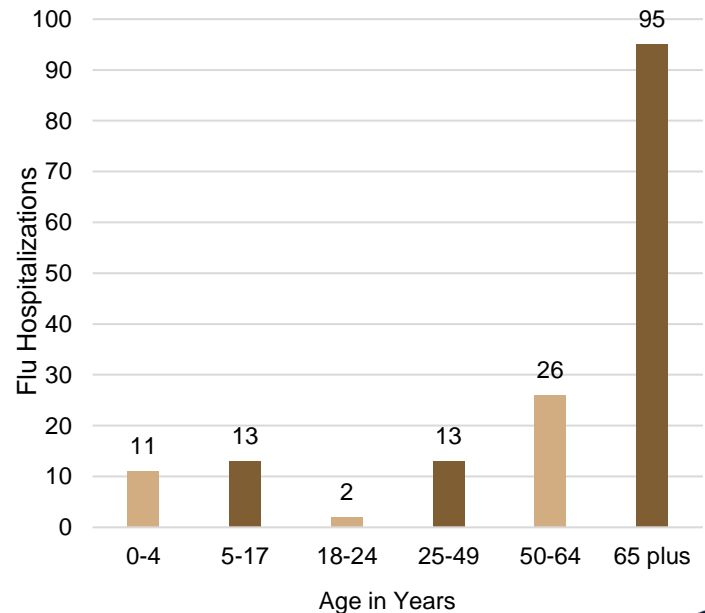


Season to Date:  
**160 Hospitalizations**

Influenza Hospitalizations,  
Flu Season 2022-2023



Influenza Hospitalizations by Age group,  
Flu Season 2022-2023



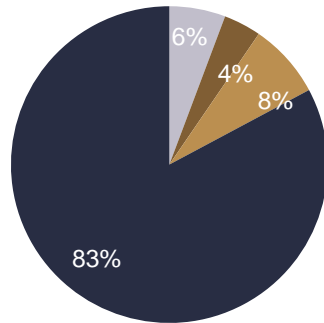
## Flu Hospitalizations by Race, Gender, Ethnicity, and Zip Code

Data presented on this page shows the gender, racial, and ethnic characteristics for Lake County residents hospitalized due to influenza in 2022-2023 flu season. The greatest number of Lake County’s flu hospitalizations for this season are among those who are

- White
- Female
- Non-Hispanic or Non-Latino
- Residents of zip code 44060

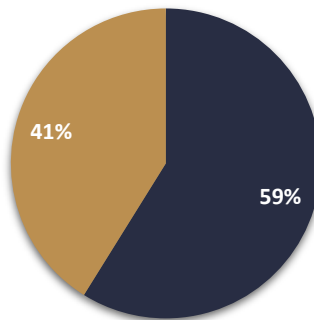
By Race

■ Black ■ Other ■ Unknown ■ White



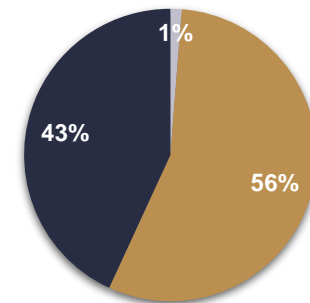
By Gender

■ Female ■ Male

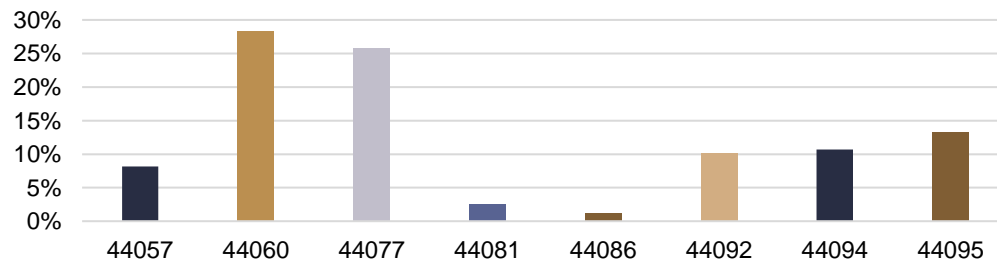


By Ethnicity

■ HispanicOrLatino ■ NonHispanicOrNonLatino ■ Unknown



By ZIP Code



Note: Cases with unknown Zip Code has been excluded from this graph.

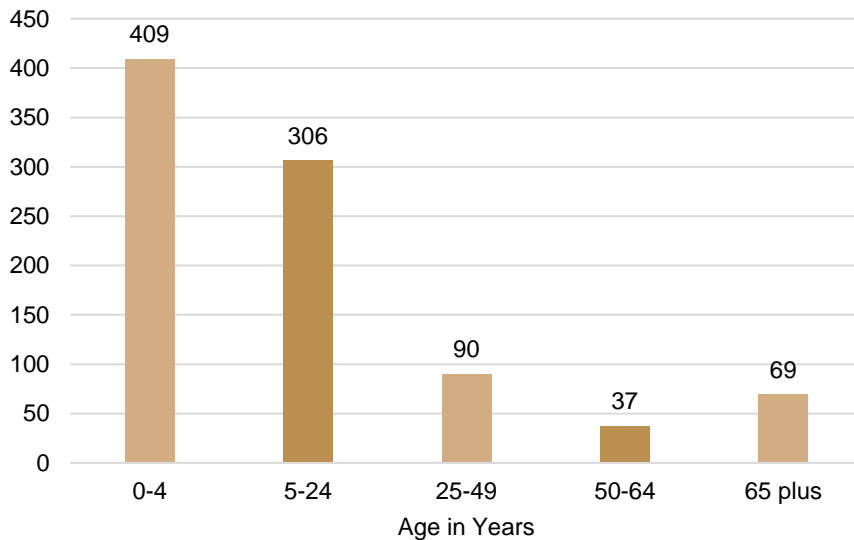


## Influenza like Illness (ILI) visits to ER/UC

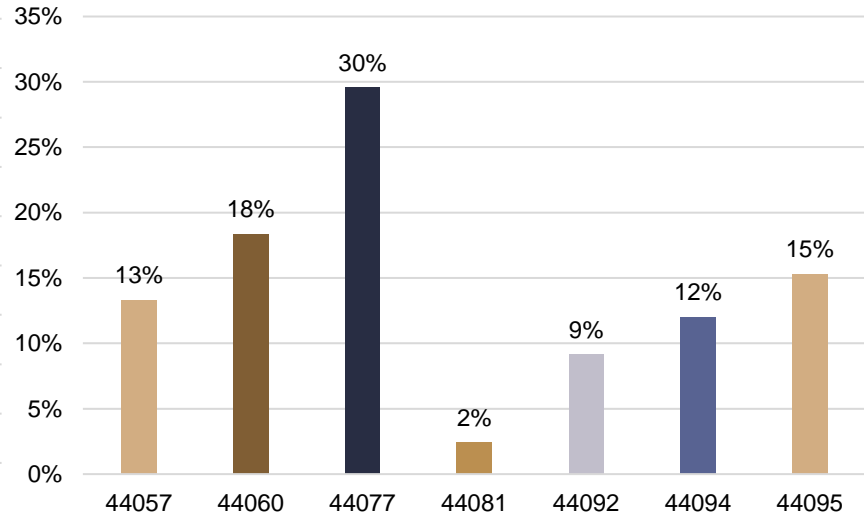
### Demographic Trends for Lake County Resident visits to ER/UC with ILI

MMWR Week	Age (Years)			Sex (%)		Race (%)					Ethnicity (%)		
	Min	Max	Median	Male	Female	White	Black	Asian	Other	Unk	Hispanic/Latinx	Non-Hispanic	Unk
18	<1	81	4	55	45	77	9	0	14	0	5	91	5
Season to Date (2022-2023)	<1	97	5	48	52	73	11	1	12	3	10	87	2

ILI Visits to ER/UC by Age Group  
2022-2023 Flu Season



ILI Visits to ER/UC by ZIP Code  
2022-2023 Flu Season



**At a Glance**

**Reported to LCGHD, April 30 – May 6, 2023**

<b>Measure</b>	<b>Week 18</b>	<b>Flu season, 2022-2023 To Date</b>
Flu Hospitalizations	0	160
ER & UC visits for ILI	22	911
Pediatric Deaths	0	0
Mean age for Hospitalizations	N/A	60
Mean age for ER & UC visits for ILI	16	16



**Lake County  
General Health District**

**Public Health**  
Prevent. Promote. Protect.



REV: 5/8/2023