

Summary:

Influenza (flu) is a contagious respiratory illness caused by Influenza viruses. It can cause mild to severe illness with serious outcomes like hospitalizations or death. Susceptible individuals can be young children, older adults and people who have underlying serious health issues. The following report displays information about the hospitalizations due to influenza and emergency room (ER) and Urgent Care (UC) visits for *influenza-like illness (ILI) with fever* by Lake County residents for the current flu season, and compared with averages for the past five flu seasons.

The Dashboard (Page 2) illustrates the weekly flu activity including the reported hospitalizations for seasonal flu as reported in the Ohio Disease Reporting System (ODRS) and those with fever and ILI reporting to ERs and UCs from Epi Center, Ohio's syndromic surveillance system (<https://www.health-monitoring.com>). Public Health surveillance data indicate *low-medium flu activity* in Lake County/Ohio (www.flustar.com/) in the current week.

The data for this report was extracted on 04/19/2022 from Ohio Disease Reporting System and Epi Center and can subject to change as additional data is reported.

Data Sources:

1. Emergency Department Visits (Epi Center): Epicenter collects emergency department chief complaint data from hospitals and urgent care facilities visited by Lake County residents and classifies them into symptom and syndrome categories. Chief complaints regarding fever, ILI and other symptoms commonly detected during flu season are analyzed.

2. Influenza- Associated Hospitalizations (ODRS): For seasonal flu, influenza-associated hospitalizations and pediatric deaths are reported by LCGHD and hospitals using the Ohio Disease Reporting system (ODRS). Influenza cases are only reported if there is a novel strain. Hospitalizations are considered as the indicator for the severity of illness during particular influenza season.



**Lake County
General Health District**

Public Health
Prevent. Promote. Protect.

Indicator	Previous Week *MMWR week14	Current week *MMWR week15	Trend	Season to Date
<i>Number of Influenza Hospitalizations</i>	2	3	↑	15
<i>Number of Influenza Deaths</i>	0	0	No Change	0
ILI ER/UC Visits	8	26	↑	650
Number of ILI ED/UC Visits (By age below)				
<i>0-4 years</i>	3	11	↑	266
<i>5-24 years</i>	4	9	↑	177
<i>25-49 years</i>	1	2	↑	87
<i>50-65 years</i>	0	0	No Change	65
<i>65 + years</i>	0	4	↑	55

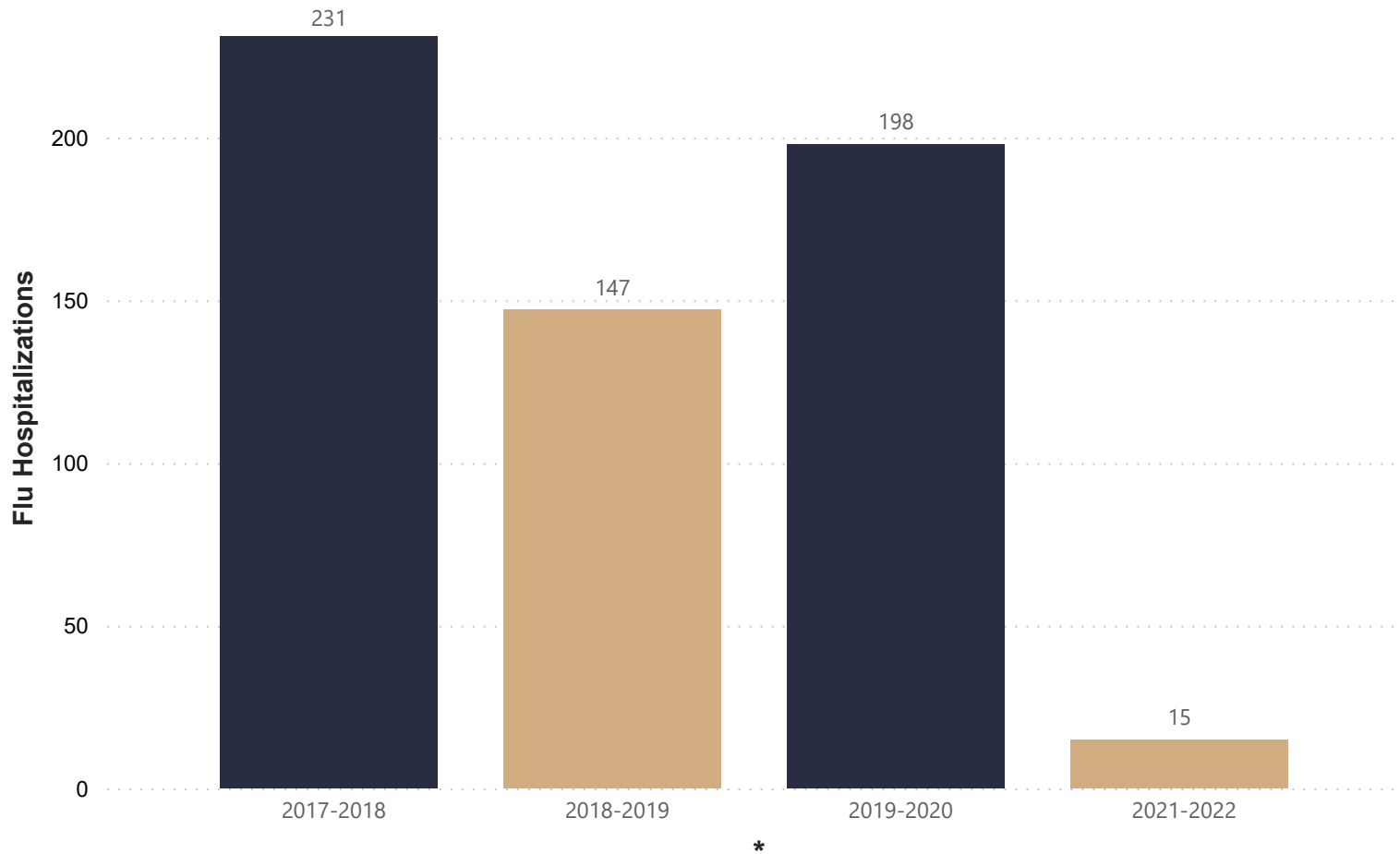
*MMWR week aligns with the epidemiological year for with the National Notifiable Diseases Surveillance System (NNDSS) disease report by the reporting local or state health department for the purposes of MMWR disease incident reporting and publishing. Values for MMWR week range from 1 to 53, and roughly align with weeks of the calendar year. Most years consist of 52 weeks, and weeks run from Sunday through Saturday.

**MMWR Week 14: 04/03/2022 - 04/09/2022 **MMWR Week 15: 04/10/2022 - 04/16/2022

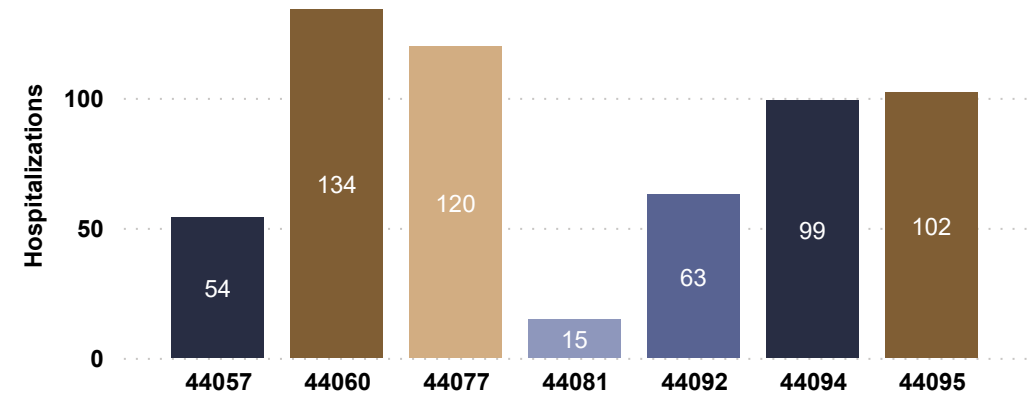
**MMWR week aligns with the epidemiological year for with the National Notifiable Diseases Surveillance System (NNDSS) disease report by the reporting local or state health department for the purposes of MMWR disease incident reporting and publishing. Values for MMWR week range from 1 to 53, and roughly align with weeks of the calendar year. Most years consist of 52 weeks, and weeks run from Sunday through Saturday.

*Note: No flu Hospitalizations were reported for Lake County during the 2020-2021 Flu Season

**Flu Hospitalizations by Flu Season

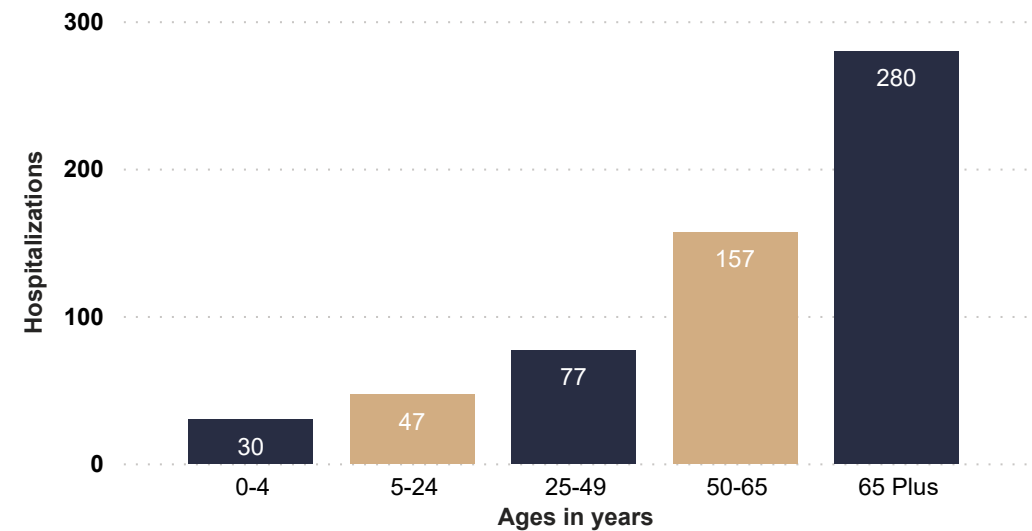


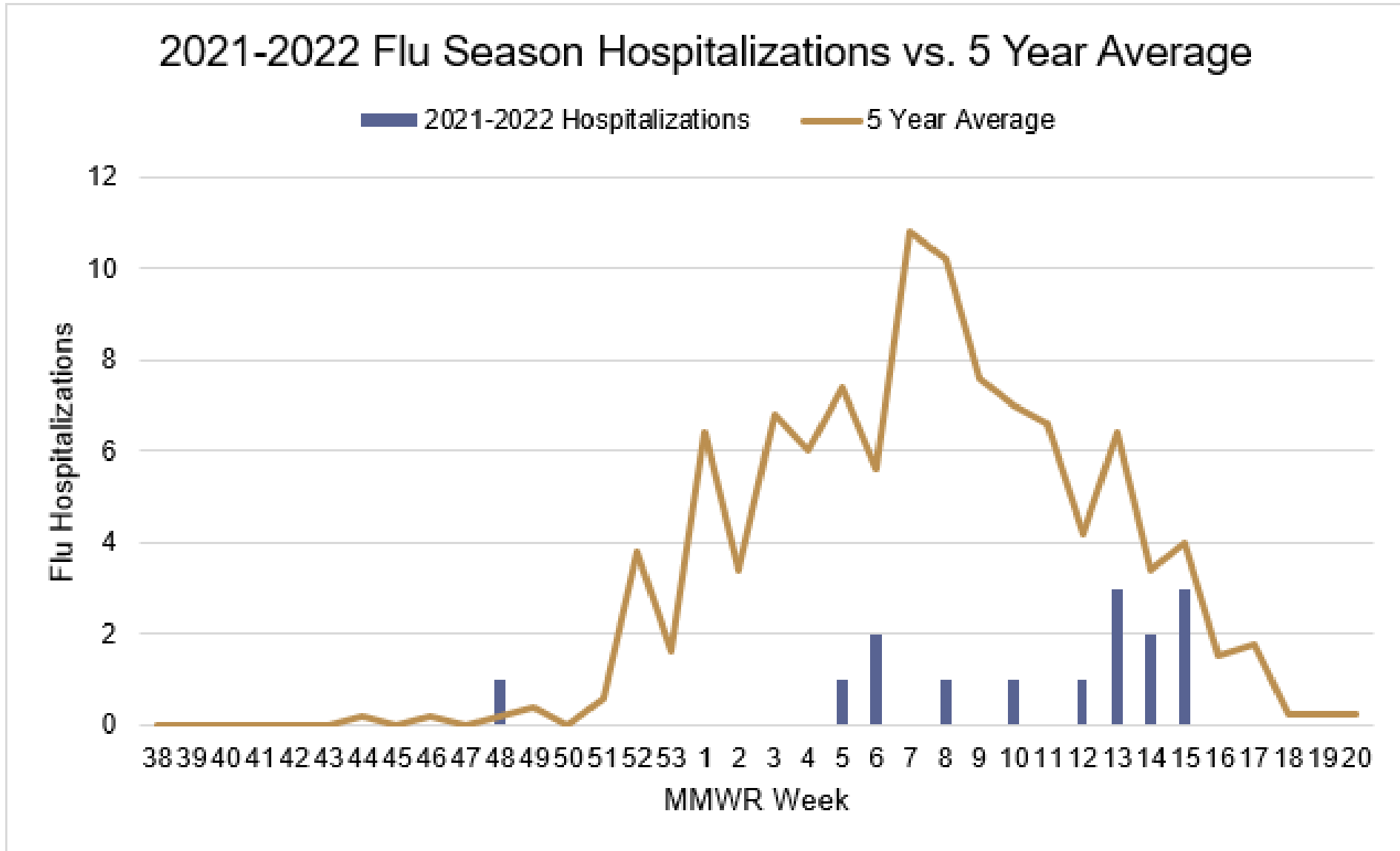
*Hospitalizations by Zip Code



*No hospitalizations reported among residents of 44045 Zip Codes

Hospitalizations by Age



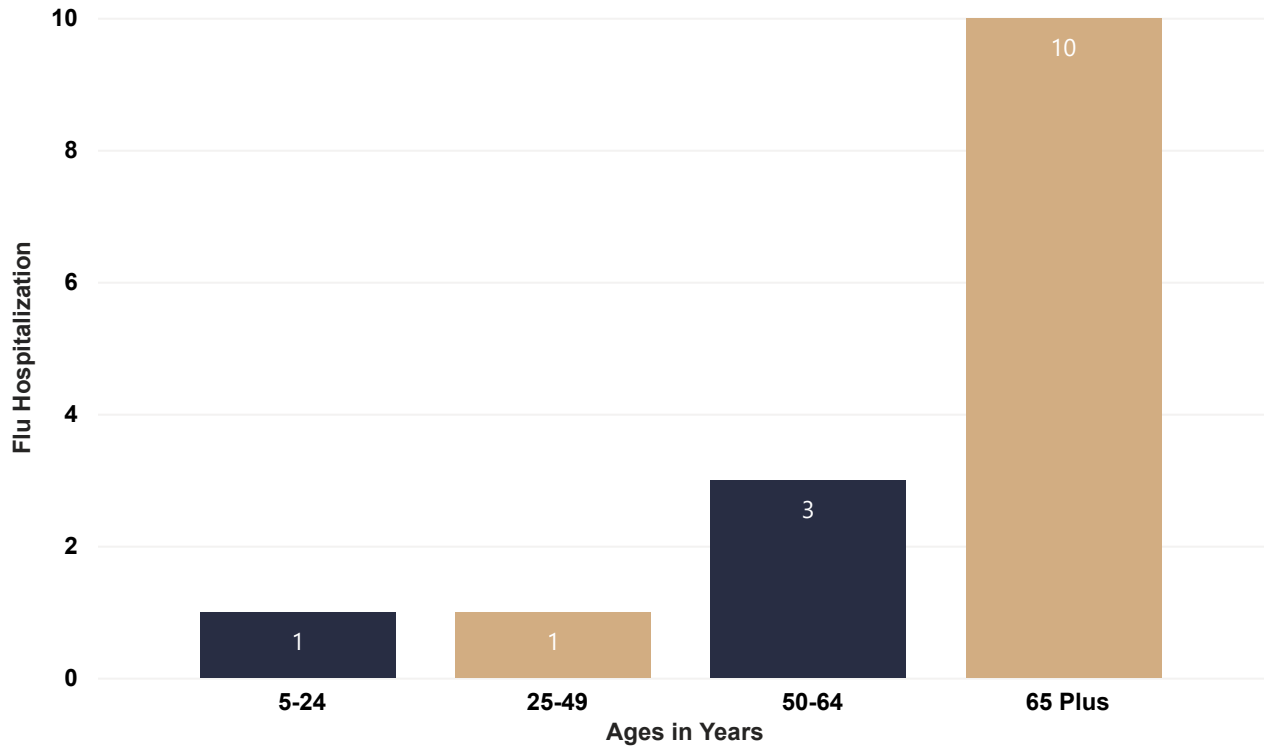


****The Above Graph presents the flu hospitalization for season 2021-2022 versus 5 year Average. There are 15 hospitalizations for the current flu season. The 5 year average ranges between 0 to 11 flu hospitalizations per week.**

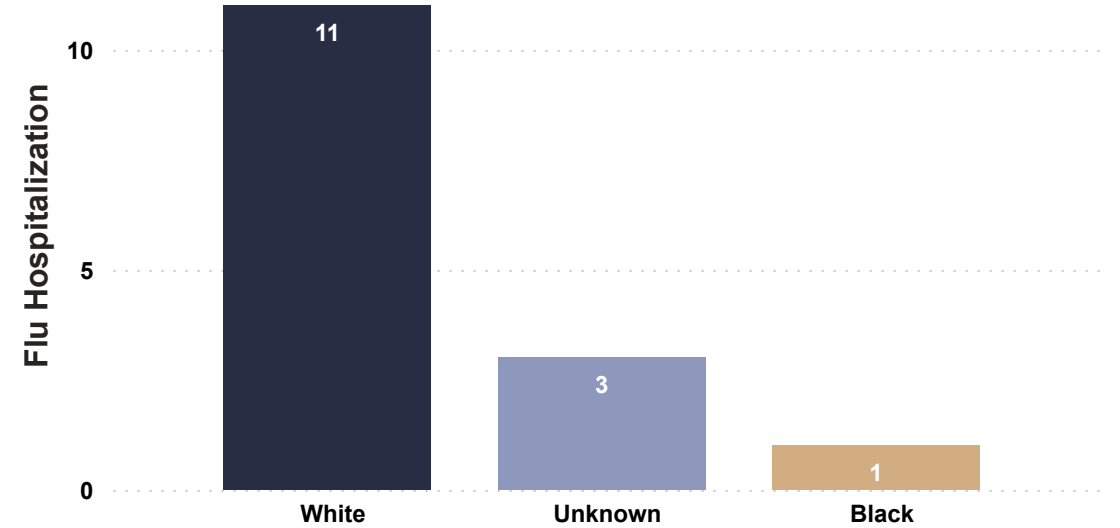
Data presented on this page shows the age, racial, and ethnic characteristics for Lake County residents hospitalized due to influenza for the 2021-2022 flu season. The majority of Lake County's flu hospitalizations this season are among those who are

- White
- Non-Hispanic
- Ages 50+
- There have been no hospitalizations among 0-4 year olds during the 2021-2022 flu season to date

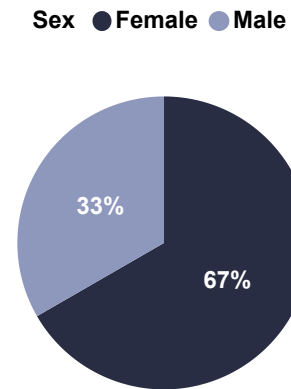
By Age



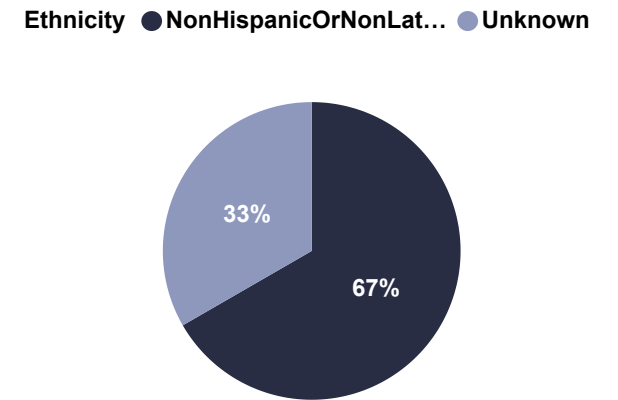
By Race



By Gender

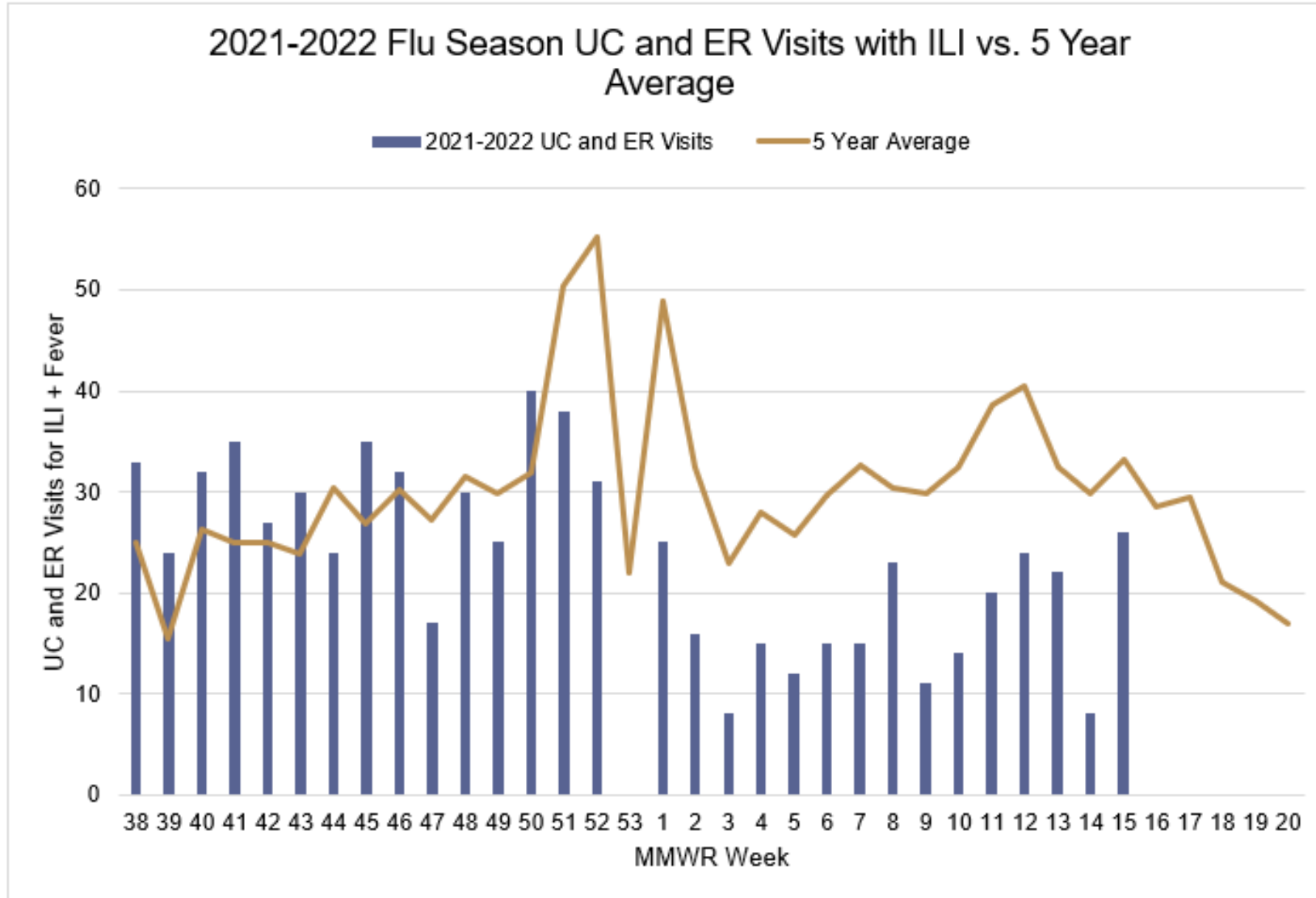


By Ethnicity



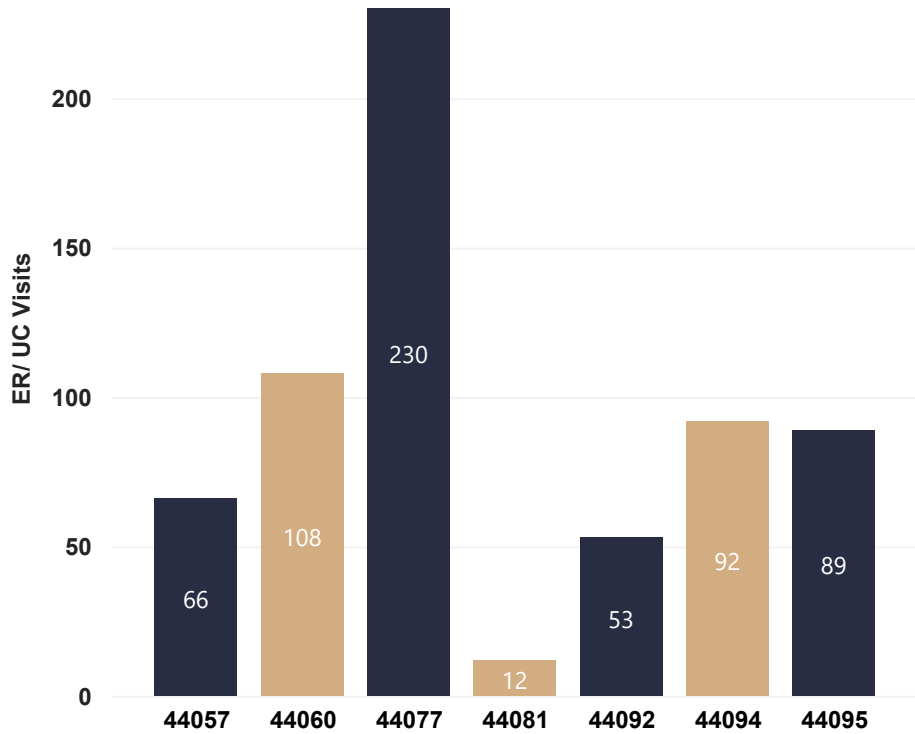
Summary: 2021-2022 Season ILI

MMWR 15 (04/10/2022- 04/16/2022) had 26 ER/UC visits during the current Flu Season (2021-2022). The highest ER and UC visits for ILI and fever were reported during MMWR week 50 (12/12/2021 - 12/18/2021). The children between the age of 0-4 years had the most ER and UC visits. The lowest number of visits were observed during MMWR week 3 (01/16/2022 - 01/22/2022) and 14 (04/03/2022-04/09/2022).



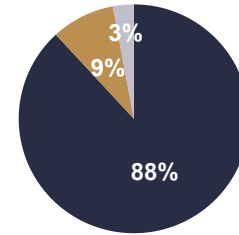
Data presented on this page shows the demographic characteristics for Lake County residents reporting to ERs/UCs for influenza like illness during the 2021–2022 flu season. The majority of visits this season are among those who are White, Non-Hispanic, female and under age 25.

2021–2022 ER/UC Visits by Zip Code



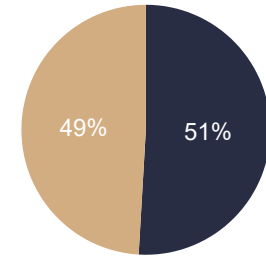
2021–2022 ER/UC Visits by Ethnicity

Ethnicity ● Not Hispanic or Lat... ● Hispanic or L... ● Unknown

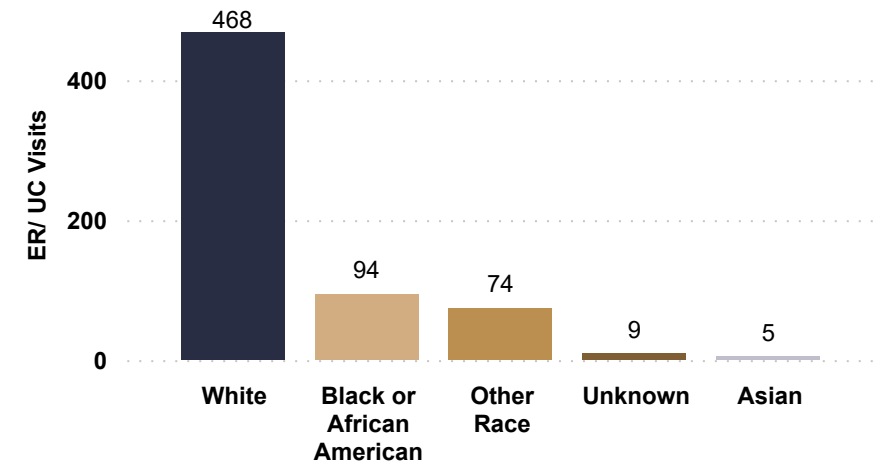


2021–2022 ER/UC Visits by Gender

Sex ● F ● M



2021–2022 ER/UC Visits by Race



2021–2022 ER/UC Visits by Age

