

Drug Overdose Surveillance Report Lake County, Ohio: February 2022

The following report outlines emergency department (ED) and urgent care (UC) drug overdose events by Lake County residents during the month of February. During this timeframe, a total of 32 recorded drug overdose ED/UC events met the inclusion criteria listed below, accounting for 0.54% of all February ED/UC visits among Lake County residents. This represents an increase from the previous month's 12 drug overdose ED/UC visits. No fatalities were reported among those reporting to ED/UCs during the month of February.

In February, Lake County drug overdose ED/UC admissions occurred among individuals ranging from 3 to 82 years of age. Four events involved prescription (Rx) medication, one involved illicit drugs, one involved alcohol, and 26 involved an unspecified substance (Figure 1). Moreover, seven ED/UC visits resulted in routine discharge, while four left against medical advice, and 21 lacked reported discharge information.

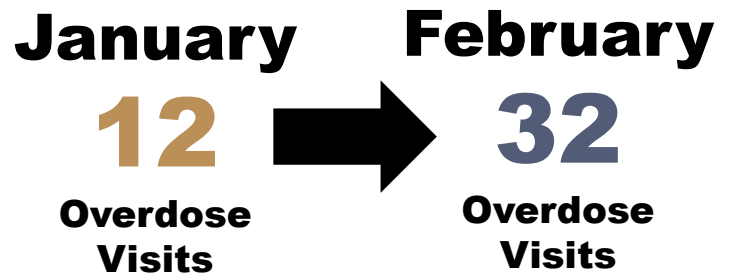
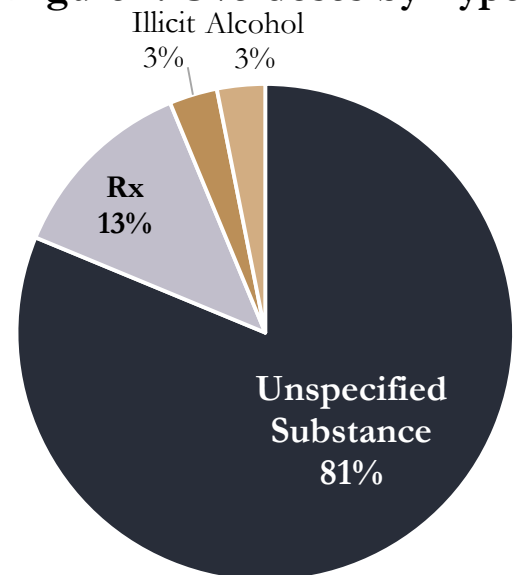
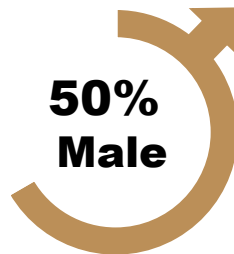
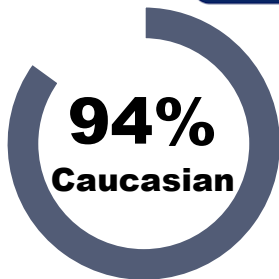


Figure 1. Overdoses by Type



Ages:
3 to 82
Average:
33 Years



Inclusion Criteria:

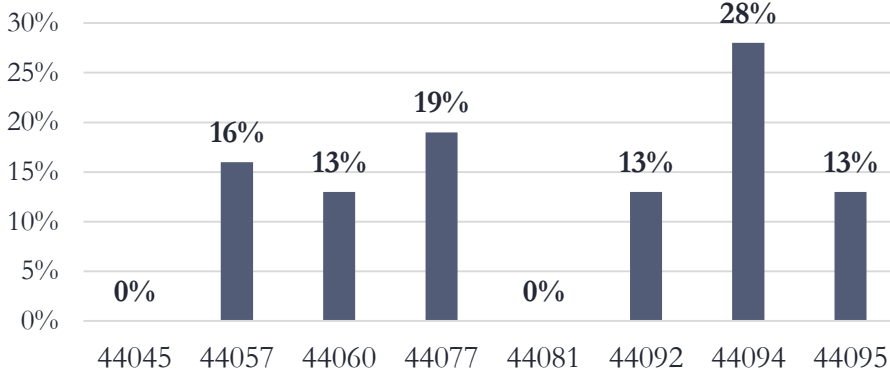
The data presented in this report was retrieved from Ohio's EpiCenter Health Monitoring System, as identified by the "Ohio Opioid-Related: Suspected Drug Overdose" classifier. Data prior to August 2019 was identified using the "Traumatic Injury: Drugs" classifier. This report contains information about Lake County residents, regardless of ED/UC location, and drug-related cases include all ED/UC admits specifying overdose or poisoning. Admits without supporting information, or otherwise indicative of a suicide attempt, intentional overdose, or accidental insulin overdose were excluded from this analysis, as were cases presenting for detox or withdrawal symptoms. In most cases, the drug responsible for the overdose is not indicated. As such, the included figures are not limited to opioid-related events.



Geographical Distribution

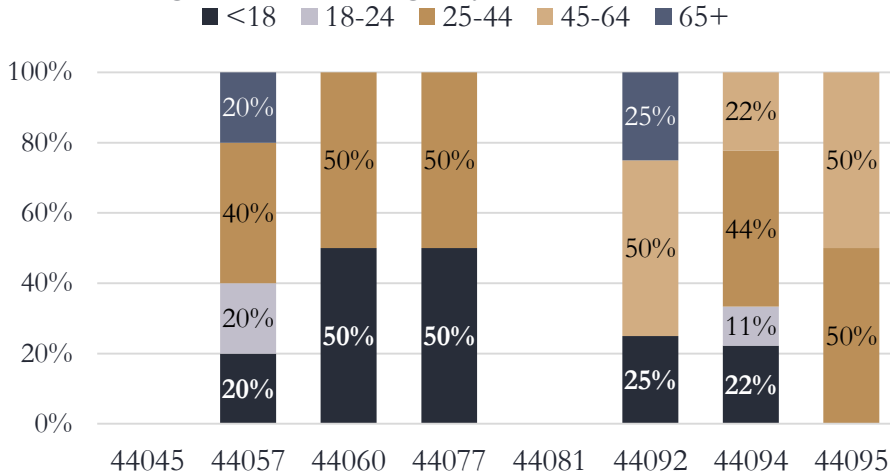
In what areas were overdoses most prevalent?

Figure 2. Overdose Occurrences by Zip Code of Residence



In February, the greatest frequency of ED/UC overdose events occurred among those residing in zip code 44094 (Figure 2). ED/UC overdose events increased in 44057 (16%), 44095 (5%) and decreased in 44060 (1%), 44077 (6%), 44092 (4%), and 44094 (6%). For the third consecutive month, no overdoses observed among residents of 44081, and for the 29th consecutive month, no overdose visits were observed among residents of 44045.

Figure 3. Overdose Ages by Zip Code of Residence



ED/UC overdose events varied by age across each of the reported zip codes (Figure 3). Overdose event frequency was highest among those 25 to 44 years of age (41%), followed by those under 18 years of age (28%), 45 to 64 years of age (19%), 18 to 24 years of age (6%), and those 65 years or older (6%).

At which Lake County facilities did overdose events present?

Table 1. Overdose Reporting Facility

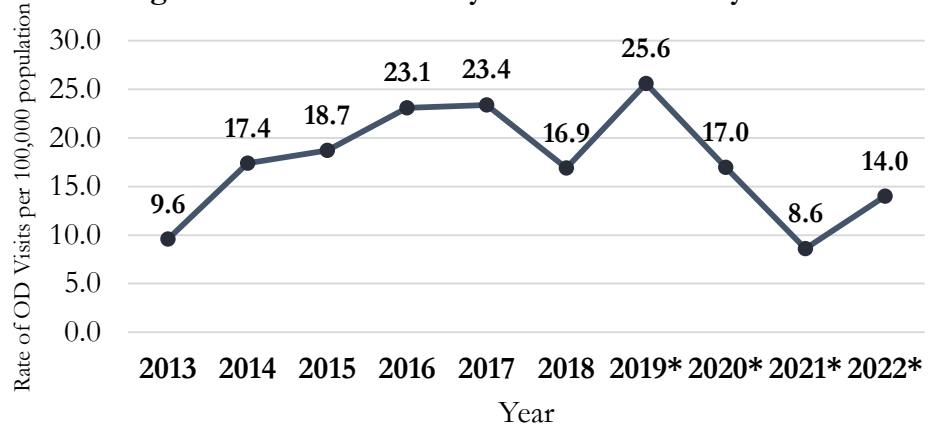
Facility	N	(%)
Madison Campus	0	0
TriPoint Medical Center	9	28
West Medical Center	11	34
Outside of County	12	38
Total	32	100.0

During the month of February, the highest proportion of Lake County residents who presented to ERs/UCs for suspected drug overdoses presented to facilities outside of Lake County (38%), West Medical Center (34%), TriPoint Medical Center (28%), followed by and Madison Campus (0%). It should be noted that Madison Campus has been temporarily closed since December 31, 2021.

How does this compare with past years?

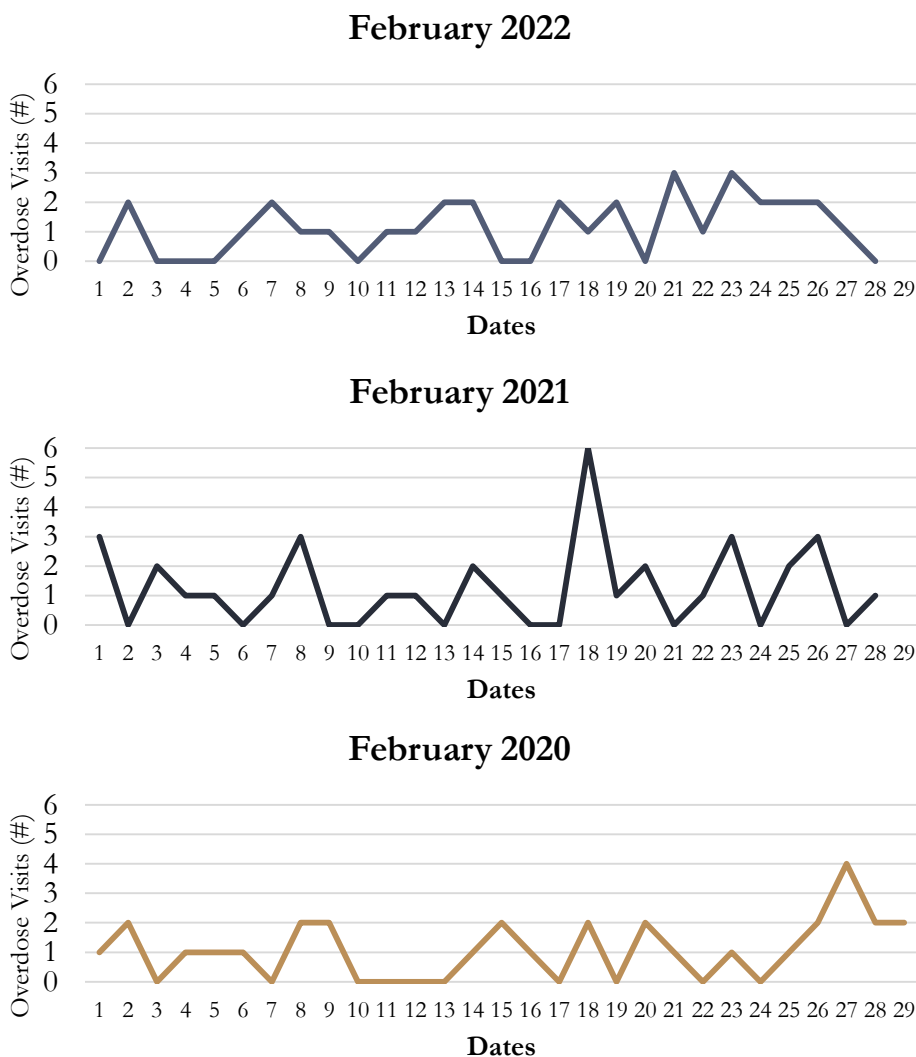
The February 2022 Lake County ED/UC overdose event rate per 100,000 population is the third lowest rate observed for February in the past 10 years (Figure 4). It is 63% greater than the lowest rate of 8.6 observed in February 2021, and 45% lower than the peak rate of 25.6 observed in February 2019.

Figure 4. Rate of February Overdose Visits by Year



*Rates based on most current available annual population estimates, as obtained from data.census.gov; 2021-2022 rates are based on the 2020 Decennial Census.

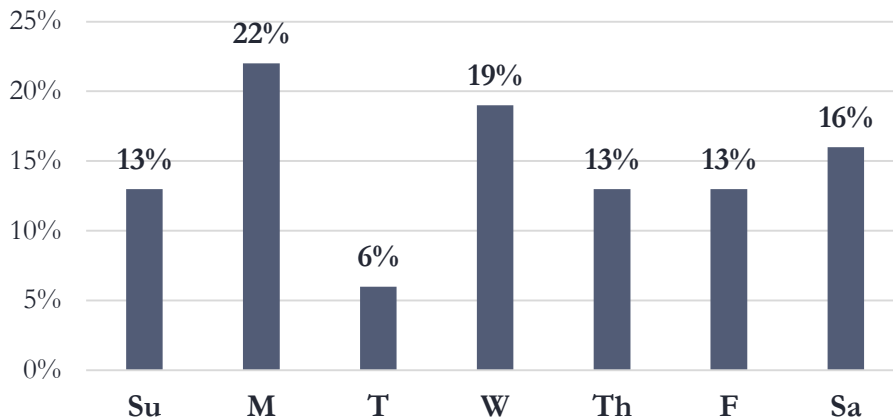
Figure 5. February Drug Overdose Daily Frequencies, 2020-2022



In order to provide for comparisons of daily ED/UC overdose event frequency, February events by day are illustrated for 2020, 2021, and 2022 (Figure 5). The daily maximum of three for February of 2022 is 50% lower than the daily maximum of six in 2021 and 25% lower than the daily maximum of four reported in 2020. Moreover, mean daily ED/UC overdose event frequency for February of 2022 (1.1) is lower than the rate observed in February 2021 (1.2), and equivalent to February of 2020 (1.1).

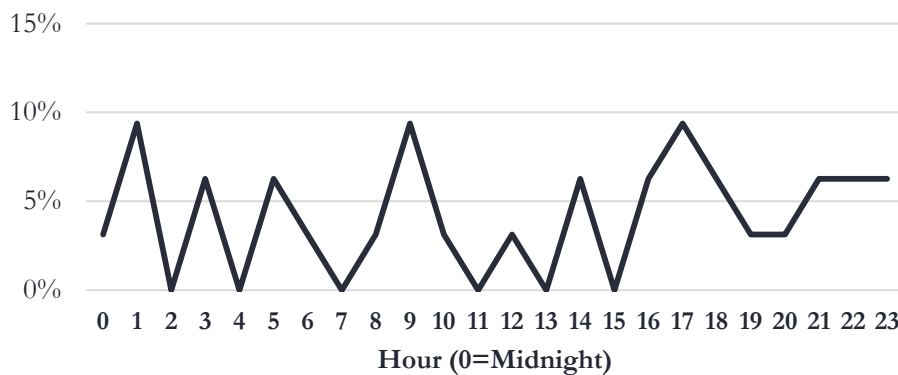
A total of eight days with no ED/UC overdose events were observed during February of 2022, as compared to ten days in February of 2021 and ten in February of 2020. February 2022 overdose events peaked on February 21st and 23rd, as compared to the 2021 peak, which occurred on February 18th, and the 2020 peak, which occurred on February 27th.

Figure 6. Overdose Occurrences by Day of Week



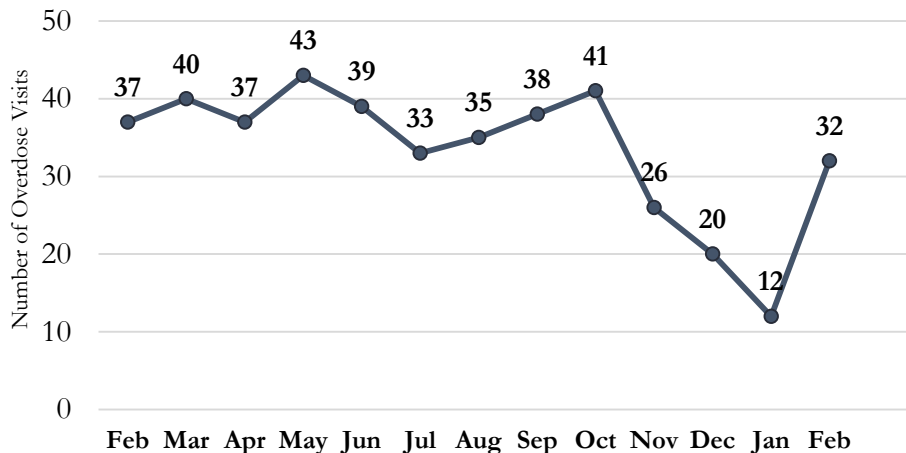
When organized by day of week, the frequency of February ED/UC overdose events was highest on Mondays (22%; Figure 6). Wednesdays experienced the next highest frequency of overdose events (19%), followed by Saturdays (16%), and Sundays, Thursdays, and Fridays (13%, respectively). Tuesday had the lowest frequency of overdose events (6%).

Figure 7. Overdose Occurrences by Hour of Day



February ED/UC overdose events were most prominent around 9:00 and 5:00 pm (Figure 7). No overdose events presented to ED/UCs during the hours of 2:00 am, 4:00 am, 7:00 am, 11:00 am, 1:00 pm, and 3:00 pm during the month of February.

Figure 8. Overdose Counts – Past 12 Months



When organized by month, ED/UC overdose events increased 8% from February to March, decreased 8% from March to April, increased 16% from April to May, decreased 23% from May to July, and increased 24% from July to October, decreased 68% from October to January, and increased 167% from January to February (Figure 8). A total of 44 ED/UC visits for drug-related overdose events have been observed thus far in 2022, as compared to 70 in the same period for 2021.

Lake County General Health District Resources



Project DAWN Naloxone Clinics

Project DAWN clinics currently available by appointment. Please call (440) 350-2844 to register.

Training and registration to receive a naloxone kit is always available on our website for residents of Lake County, as well as other counties in Ohio without an active Project DAWN Program.

For more information, please visit:

<https://www.lcghd.org/naloxone-distribution/>.

Pharmaceutical Disposal Instructions

Before disposing of pharmaceuticals at one of the drop-off locations, be sure to remove or black-out identifiable information on the pharmacy label. Disposable items suitable for drop-off include:

- Unused or expired medications
- Prescriptions, non-prescription pills, syrups, and creams
- Pain and mood altering medications
- Pain relievers, over-the-counter cold and flu medication, vitamins, and pet medications
- **No needles or liquids**

Pharmaceutical Drug Collection and Disposal Locations

Monday - Friday: 7:00 a.m. to 8:00 p.m.

Saturday: 9:00 a.m. to 5:00 p.m.

Sunday: 1:00 p.m. to 5:00 p.m.

Note: No Sunday Hours at Lakeland

Eastlake Police Department

35150 Lakeshore Boulevard

Eastlake, OH 44095

Madison Township Police Department

2065 Hubbard Road

Madison, OH 44057

Mentor Police Department

8500 Civic Center Boulevard

Mentor, OH 44060

Mentor-on-the-Lake Police Department

5860 Andrews Road

Mentor-on-the-Lake, OH 44060

Lake County Sheriff's Office

104 East Erie Street

Painesville, OH 44077

Willoughby Police Department

36700 Euclid Avenue

Willoughby, OH 44094

Willoughby Hills Police Department

35405 Chardon Road

Willoughby Hills, OH 44094

Lakeland Comm. College Police Department

7700 Clocktower Drive, Building A, Lower Level

Kirtland, OH 44094

REV: 4/14/2022



**Lake County
General Health District**

Public Health

Prevent. Promote. Protect.

