

Drug Overdose Surveillance Report Lake County, Ohio: August 2021

The following report outlines emergency department (ED) and urgent care (UC) drug overdose events by Lake County residents during the month of August. During this timeframe, a total of 35 recorded drug overdose ED/UC events met the inclusion criteria listed below, accounting for 0.5% of all August ED/UC visits among Lake County residents. This represents an increase from the previous month's 33 drug overdose ED/UC visits. No fatalities were reported among those reporting to ED/UCs during the month of August.

In August, Lake County drug overdose ED/UC admissions occurred among individuals ranging from 1 to 69 years of age. One event involved an illicit substance, three involved prescription (Rx) medication, and 31 involved an unspecified substance (Figure 1). Moreover, 14 ED/UC visits resulted in routine discharge, while three left against medical advice (AMA), seven were discharged to another healthcare facility, three were not seen, and eight lacked reported discharge information.

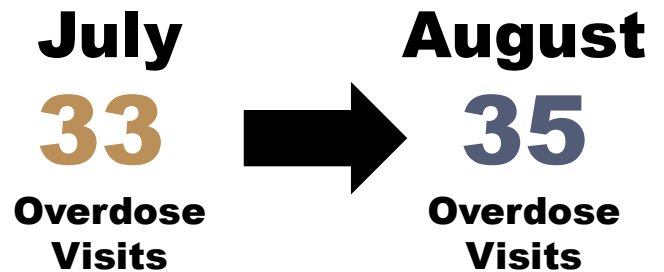
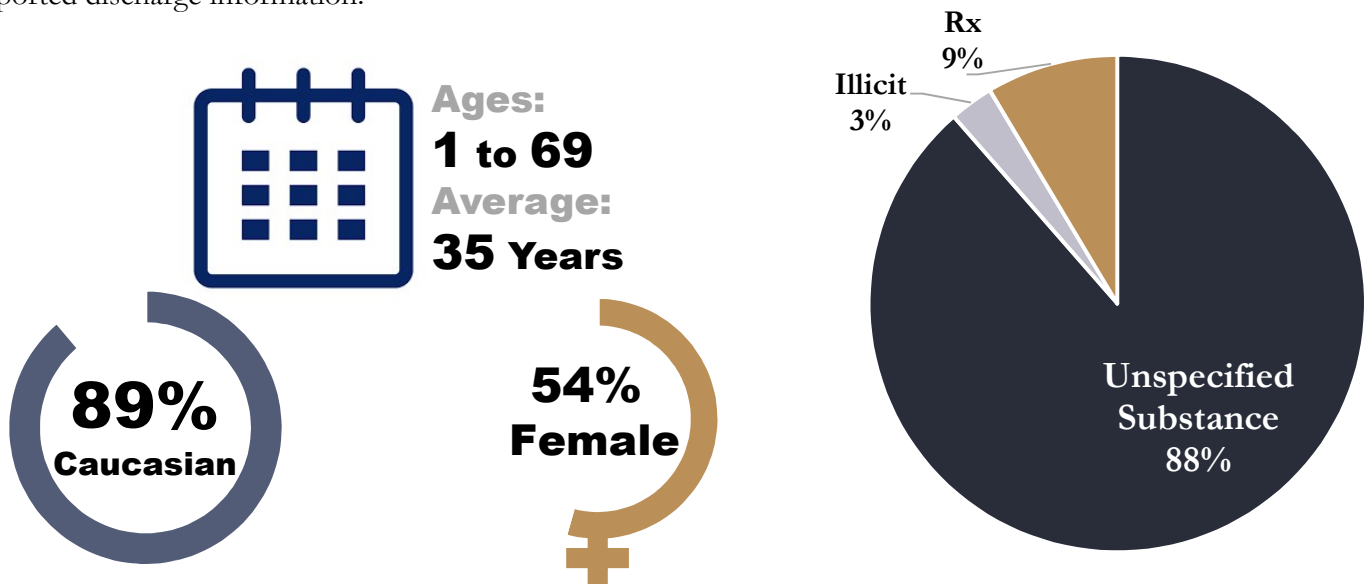


Figure 1. Overdoses by Type



Inclusion Criteria:

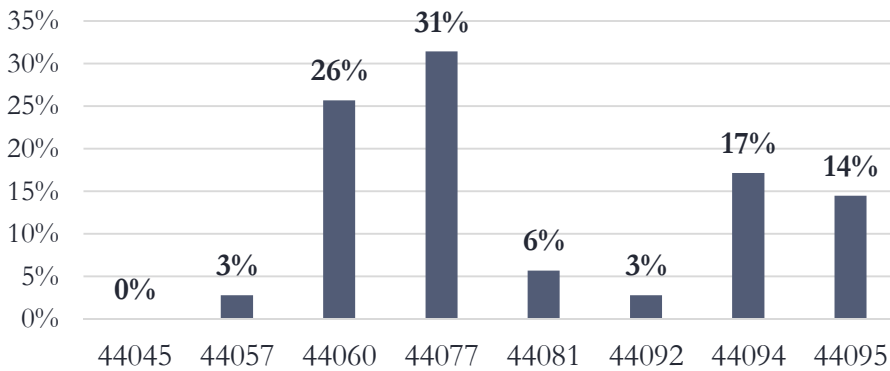
The data presented in this report was retrieved from Ohio's EpiCenter Health Monitoring System, as identified by the "Ohio Opioid-Related: Suspected Drug Overdose" classifier. Data prior to August 2019 was identified using the "Traumatic Injury: Drugs" classifier. This report contains information about Lake County residents, regardless of ED/UC location, and drug-related cases include all ED/UC admits specifying overdose or poisoning. Admits without supporting information, or otherwise indicative of a suicide attempt, intentional overdose, or accidental insulin overdose were excluded from this analysis, as were cases presenting for detox or withdrawal symptoms. In most cases, the drug responsible for the overdose is not indicated. As such, the included figures are not limited to opioid-related events.



Geographical Distribution

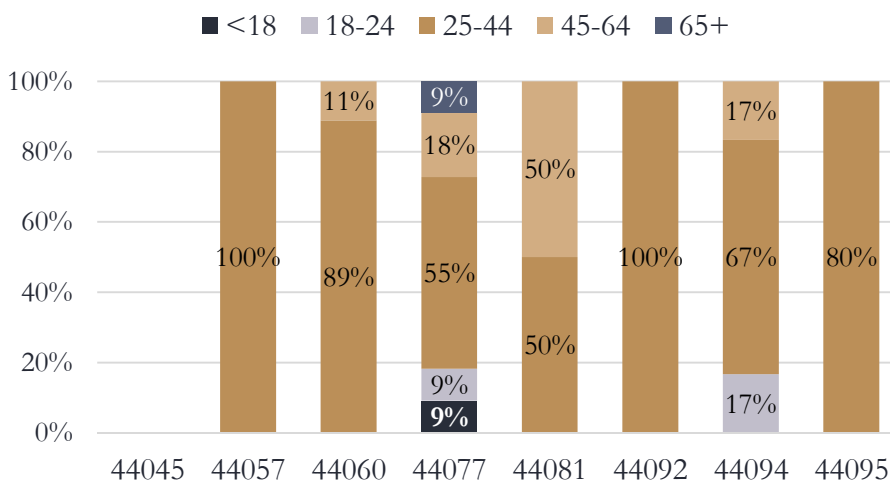
In what areas were overdoses most prevalent?

Figure 2. Overdose Occurrences by Zip Code of Residence



In August, the greatest frequency of ED/UC overdose events occurred amongst those residing in zip codes 44077 (Figure 2). ED/UC overdose events increased in 44060 (19.9%), 44081 (3%), and 44077 (0.7%), and decreased in 44092 (3.1%), 44094 (4.2%), and 44095 (16.3%). For the 23rd consecutive month, no overdose visits were observed among residents of 44045.

Figure 3. Overdose Ages by Zip Code of Residence



ED/UC overdose events varied by age across each of the reported zip codes (Figure 3). Overdose event frequency was highest among those 25 to 44 years of age (71%), followed by those 45 to 64 years of age (14%), 18 to 24 years of age (6%), under 18 years of age (6%), and those 65 years or older (3%).

At which Lake County facilities did overdose events present?

Table 1. Overdose Reporting Facility

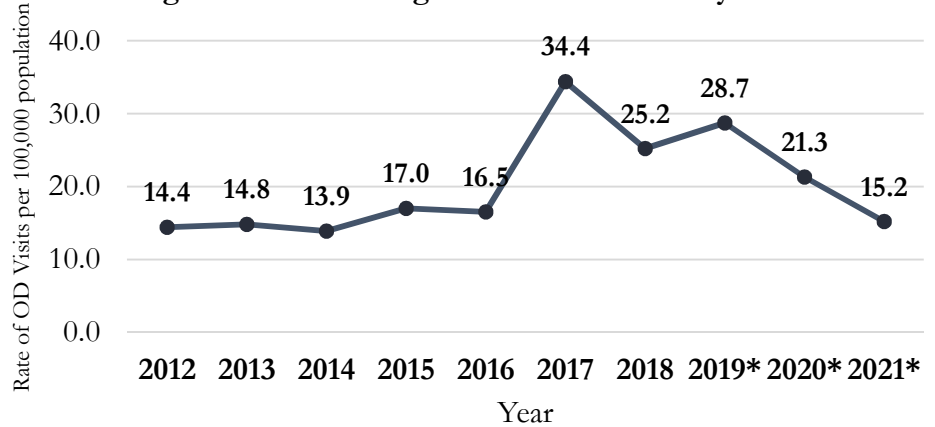
Facility	N	(%)
Madison Campus	1	3
TriPoint Medical Center	16	46
West Medical Center	15	43
Outside of County	3	9
Total	35	100.0

During the month of August, the highest proportion of Lake County residents who presented to ERs/UCs for suspected drug overdoses presented to TriPoint Medical Center (46%), followed by West (43%), facilities outside of Lake County (9%), and Madison Campus (3%).

How does this compare with past years?

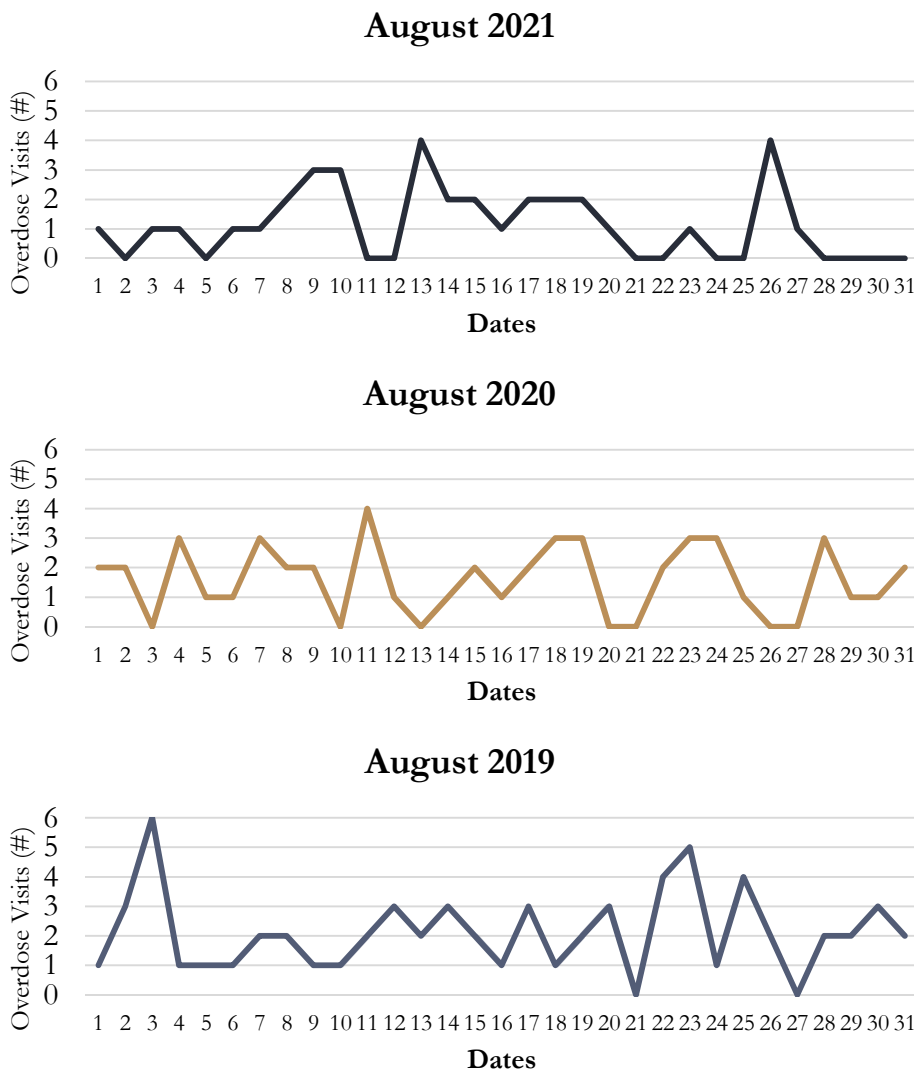
The August 2021 Lake County ED/UC overdose event rate per 100,000 population is the fourth lowest rate observed for August in the past 10 years (Figure 4). It is 9% higher than the lowest rate of 13.9 observed in August 2014, and 56% lower than the peak rate of 34.4 observed in August 2017.

Figure 4. Rate of August Overdose Visits by Year



*Rates based on most current available annual population estimates, as obtained from data.census.gov; 2019-2021 rates are based on 2019 population estimates.

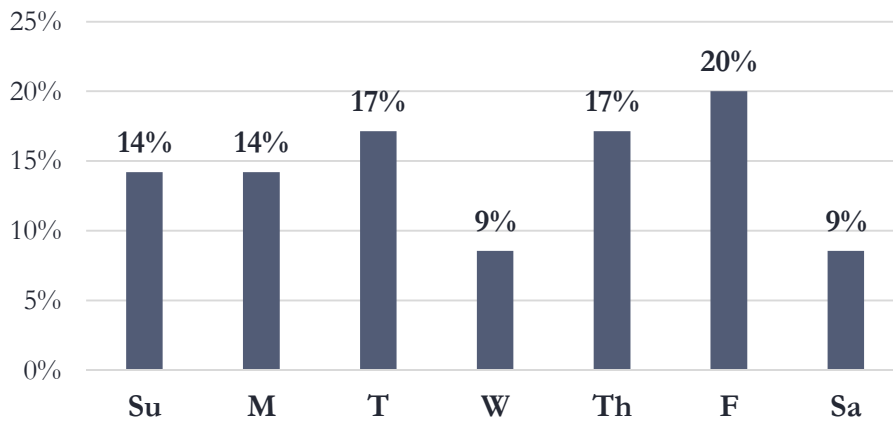
Figure 5. August Drug Overdose Daily Frequencies, 2019-2021



In order to provide for comparisons of daily ED/UC overdose event frequency, August events by day are illustrated for 2019, 2020, and 2021 (Figure 5). The daily maximum of four for August of 2021 is equivalent to the daily maximum in 2020 and 33% lower than the daily maximum of six reported in 2019. Moreover, mean daily ED/UC overdose event frequency for August of 2021 (1.1) is lower than the rates observed in August of 2020 (1.6) and 2019 (2.1).

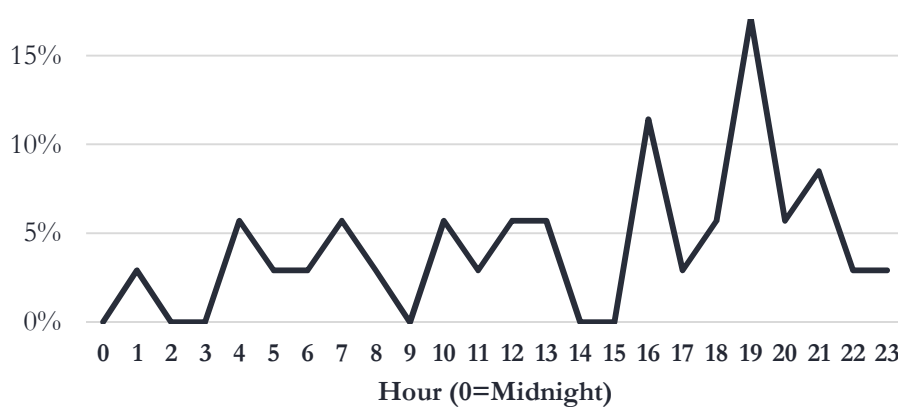
A total of 12 days with no ED/UC overdose events were observed during August of 2021, as compared to seven days in August of 2020 and two in August of 2019. August 2021 overdose events peaked on August 13 and 26, as compared to the 2020 peak, which occurred on August 11, and the 2019 peak, which occurred on August 3.

Figure 6. Overdose Occurrences by Day of Week



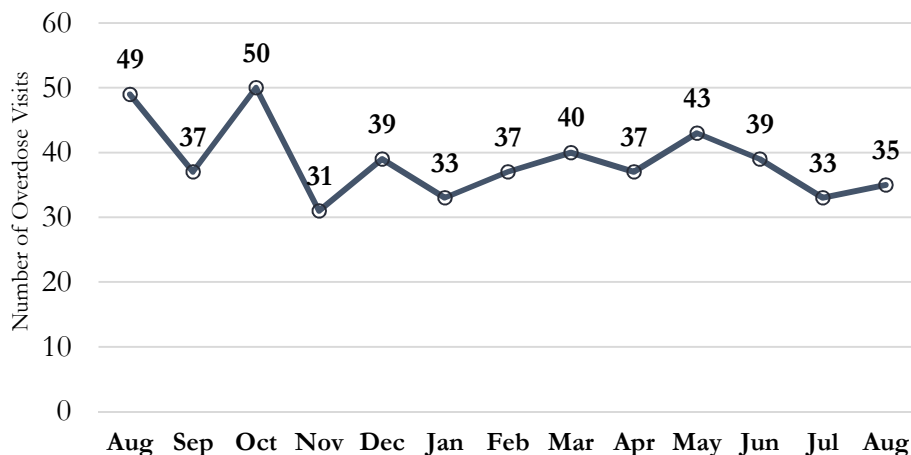
When organized by day of week, the frequency of ED/UC overdose events was highest on Friday (20%; Figure 6). Tuesday (17%) and Thursday (17%) experienced the next highest frequency of overdose events, followed by Sunday (14%) and Monday (14%). Wednesday (9%) and Saturday (9%) had the lowest frequency of occurrences.

Figure 7. Overdose Occurrences by Hour of Day



August ED/UC overdose events were most prominent around 7:00 pm (Figure 7). No overdose events presented to ED/UCs during the hours of 12:00 am, 2:00-3:00 am, 9:00 am, or 2:00-3:00 pm during the month of August.

Figure 8. Overdose Counts – Past 12 Months



When organized by month, ED/UC overdose events decreased 24% from August to September, increased 35% from September to October, decreased 38% from October to November, increased 26% from November to December, decreased 15% from December to January, increased 21% from January to March, decreased 8% from March to April, increased 16% from April to May, decreased 23% from May to July, and increased 6% from July to August (Figure 8). A total of 297 ED/UC visits for drug-related overdose events have been observed thus far in 2021, as compared to 360 in the same period for 2020.

Lake County General Health District Resources



Project DAWN Naloxone Clinics

Project DAWN clinics are held every Monday at 10:00 am at Lake County General Health District, 5966 Heisley Road, Mentor, in Room 303A on the third floor. Call (440) 350-2844 to register. Walk-in attendance is welcome.

For individuals unable to attend these clinics, training and registration to receive a naloxone kit is available on our website for residents of Lake County, as well as other counties in Ohio without an active Project DAWN Program.

For more information, please visit:

<https://www.lcghd.org/naloxone-distribution/>.

Pharmaceutical Disposal Instructions

Before disposing of pharmaceuticals at one of the drop-off locations, be sure to remove or black-out identifiable information on the pharmacy label. Disposable items suitable for drop-off include:

- Unused or expired medications
- Prescriptions, non-prescription pills, syrups, and creams
- Pain and mood altering medications
- Pain relievers, over-the-counter cold and flu medication, vitamins, and pet medications
- **No needles or liquids**

Pharmaceutical Drug Collection and Disposal Locations

Monday - Friday: 7:00 a.m. to 8:00 p.m.

Saturday: 9:00 a.m. to 5:00 p.m.

Sunday: 1:00 p.m. to 5:00 p.m.

Note: No Sunday Hours at Lakeland

Eastlake Police Department

35150 Lakeshore Boulevard

Eastlake, OH 44095

Madison Township Police Department

2065 Hubbard Road

Madison, OH 44057

Mentor Police Department

8500 Civic Center Boulevard

Mentor, OH 44060

Mentor-on-the-Lake Police Department

5860 Andrews Road

Mentor-on-the-Lake, OH 44060

Lake County Sheriff's Office

104 East Erie Street

Painesville, OH 44077

Willoughby Police Department

36700 Euclid Avenue

Willoughby, OH 44094

Willoughby Hills Police Department

35405 Chardon Road

Willoughby Hills, OH 44094

Lakeland Comm. College Police Department

7700 Clocktower Drive, Building A, Lower Level

Kirtland, OH 44094

REV: 9/17/2021



**Lake County
General Health District**

Public Health

Prevent. Promote. Protect.

