

Drug Overdose Surveillance Report Lake County, Ohio: October 2020

The following report outlines emergency department (ED) and urgent care (UC) drug overdose events by Lake County residents during the month of October. During this timeframe, a total of 50 recorded drug overdose ED/UC events met the inclusion criteria listed below, accounting for 0.7% of all October ED/UC visits among Lake County residents. This represents an increase from the previous month's 37 drug overdose ED/UC visits. No fatalities were reported among those reporting to ED/UCs during the month of October.

In October, Lake County drug overdose ED/UC admissions occurred among individuals ranging from 14 to 90 years of age. Seven events involved an illicit substance, and 43 involved an unspecified substance (Figure 1). Moreover, 31 ED/UC visits resulted in routine discharge, while three were transferred to other care facilities, four were discharged to treatment, six left against medical advice, and six lacked reported discharge information.

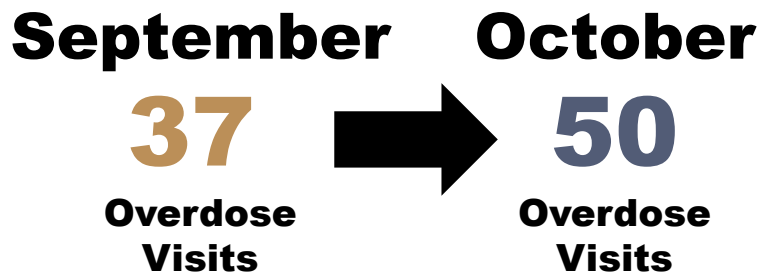
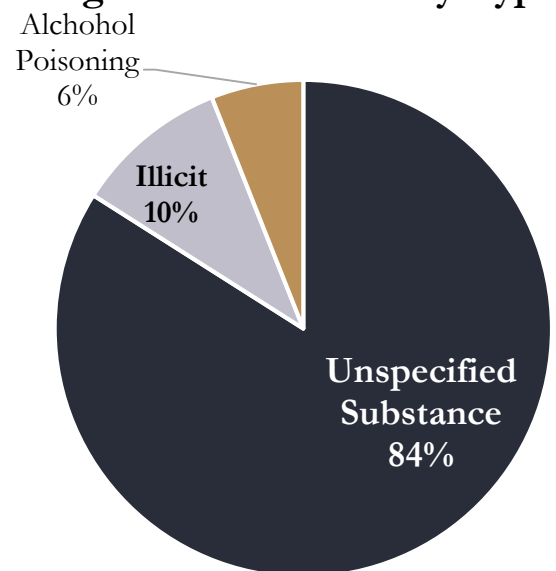
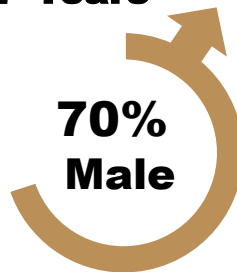
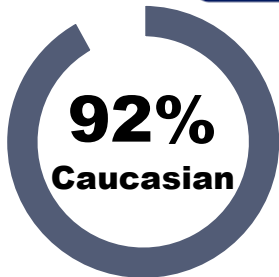


Figure 1. Overdoses by Type



Ages:
14 to 90
Average:
37 Years



Inclusion Criteria:

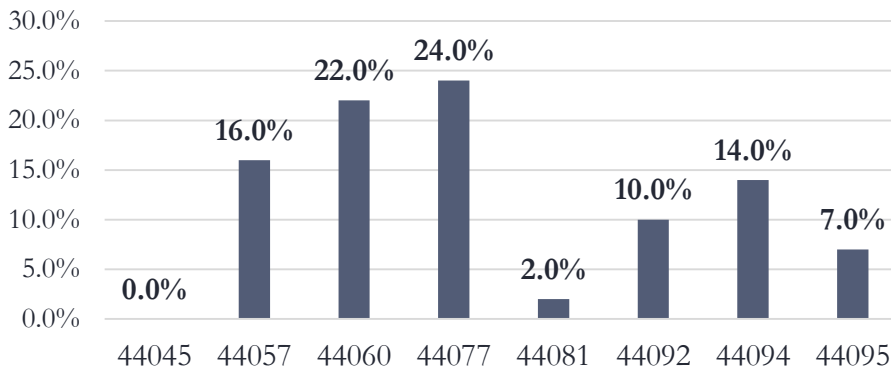
The data presented in this report was retrieved from Ohio's EpiCenter Health Monitoring System, as identified by the "Ohio Opioid-Related: Suspected Drug Overdose" classifier. Data prior to August 2019 was identified using the "Traumatic Injury: Drugs" classifier. This report contains information about Lake County residents, regardless of ED/UC location, and drug-related cases include all ED/UC admits specifying overdose or poisoning. Admits without supporting information, or otherwise indicative of a suicide attempt, intentional overdose, or accidental insulin overdose were excluded from this analysis, as were cases presenting for detox or withdrawal symptoms. In most cases, the drug responsible for the overdose is not indicated. As such, the included figures are not limited to opioid-related events.



Geographical Distribution

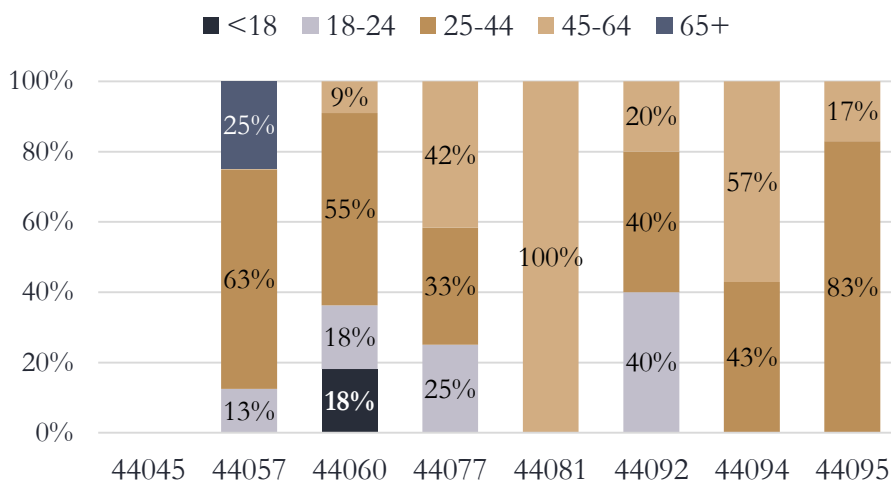
In what areas were overdoses most prevalent?

Figure 2. Overdose Occurrences by Zip Code of Residence



During the month of October, the greatest frequency of ED/UC overdose events occurred amongst those residing in zip code 44077 (Figure 2). ED/UC overdose events increased in 44060 (3.1%), 44077 (13.2%), 44092 (1.9%), and 44094 (5.9%), and decreased in 44057 (0.2%), 44081 (3.4%), and 44095 (27.5%). For the twelfth consecutive month, no overdose visits were observed among residents of 44045.

Figure 3. Overdose Ages by Zip Code of Residence



ED/UC overdose events varied by age across each of the reported zip codes (Figure 3). Overdose event frequency was highest among those 25 to 44 years of age (50.0%), followed by those 45 to 64 years of age (24.0%), 18 to 24 years of age (16.0%), 65 years or older (6.0%), and those 18 years and younger (4.0%).

At which Lake County facilities did overdose events present?

Table 1. Overdose Reporting Facility

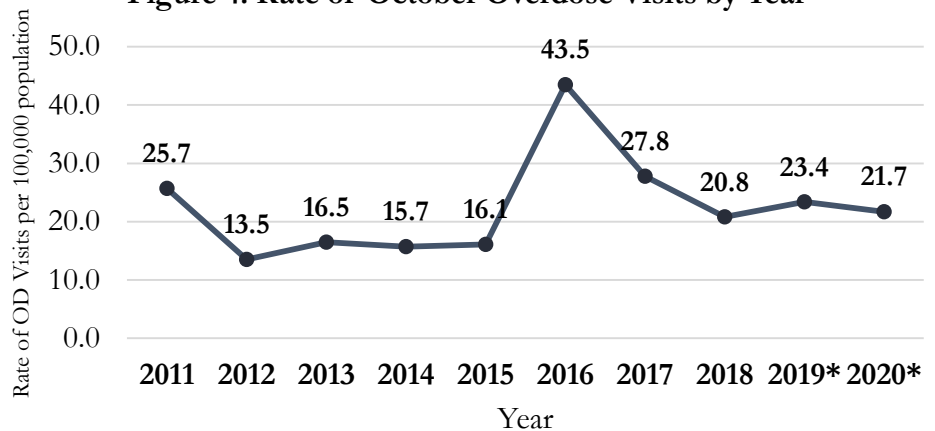
Facility	N	(%)
Madison Campus	2	4.0
TriPoint Medical Center	20	40.0
West Medical Center	16	32.0
Outside of County	12	24.0
Total	50	100.0

During the month of October, the highest proportion of Lake County residents who presented to ED/UC for suspected drug overdoses occurred at TriPoint Medical Center (40.0%), followed by West (32.0%), facilities outside of Lake County (24.0%), and Madison Campus (4.0%).

How does this compare with past years?

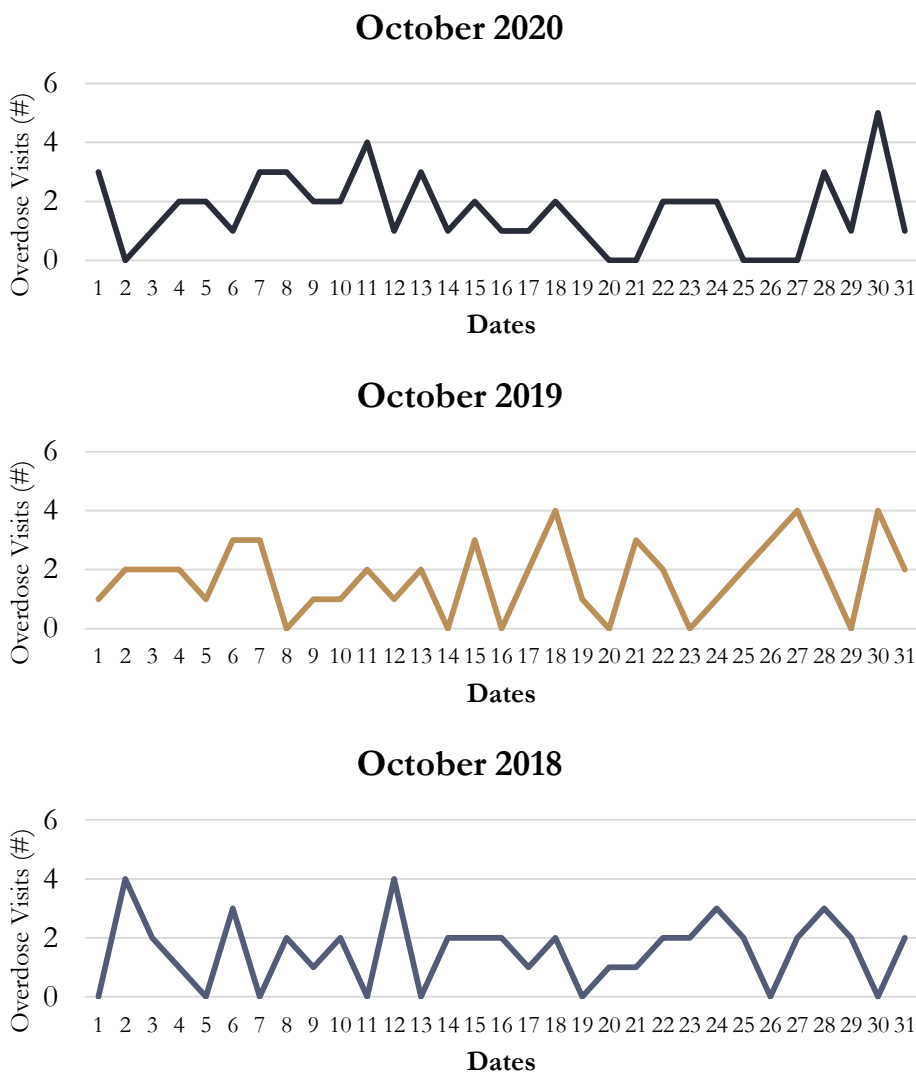
The October 2020 Lake County ED/UC overdose event rate per 100,000 population is the fifth highest rate observed for October in the past 10 years (Figure 4). It is 7% lower than the rate for October 2019, and 50% lower than the peak rate of 43.5 observed in October 2016.

Figure 4. Rate of October Overdose Visits by Year



*Rates based on most current available annual population estimates, as obtained from data.census.gov; 2019 and 2020 rates are based on 2019 population estimates.

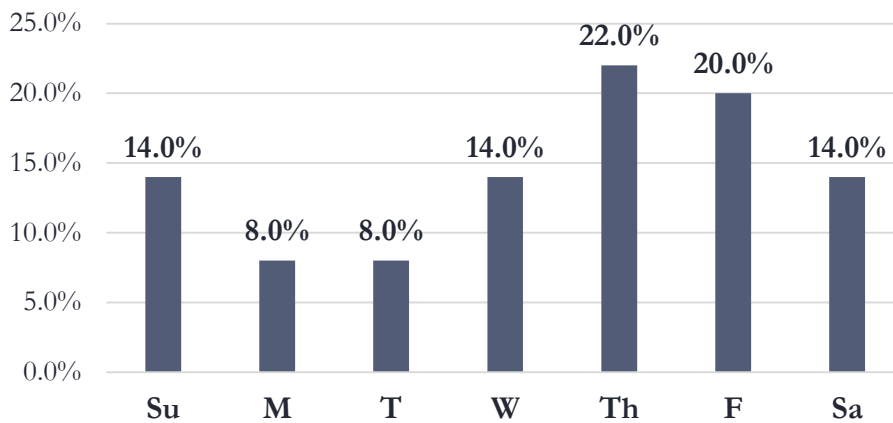
Figure 5. October Drug Overdose Daily Frequencies, 2018-2020



In order to provide for comparisons of daily ED/UC overdose event frequency, October events by day are illustrated for 2018, 2019, and 2020 (Figure 5). The daily maximum of five for October of 2020 is 20% higher than the daily maximum of four reported in both 2019 and 2018. Mean daily ED/UC overdose event frequency for October of 2020 (1.6) is higher than the rates in October of 2018 (1.5), but lower than that of October 2019 (1.7).

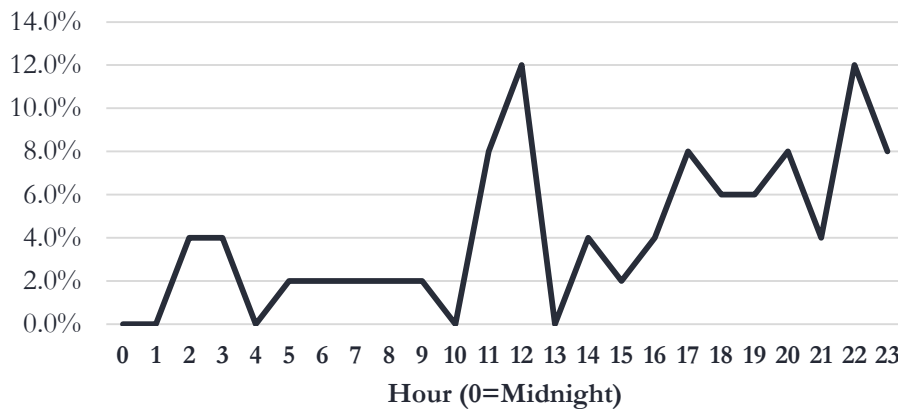
A total of six days with no ED/UC overdose events were observed during October of 2020, as compared to six days in October of 2019, and eight in October of 2018. October 2020 overdose events peaked on October 30, as compared to the 2019 peaks, which occurred on October 18, 27, and 30, and the 2018 peaks, which occurred on October 2 and 12.

Figure 6. Overdose Occurrences by Day of Week



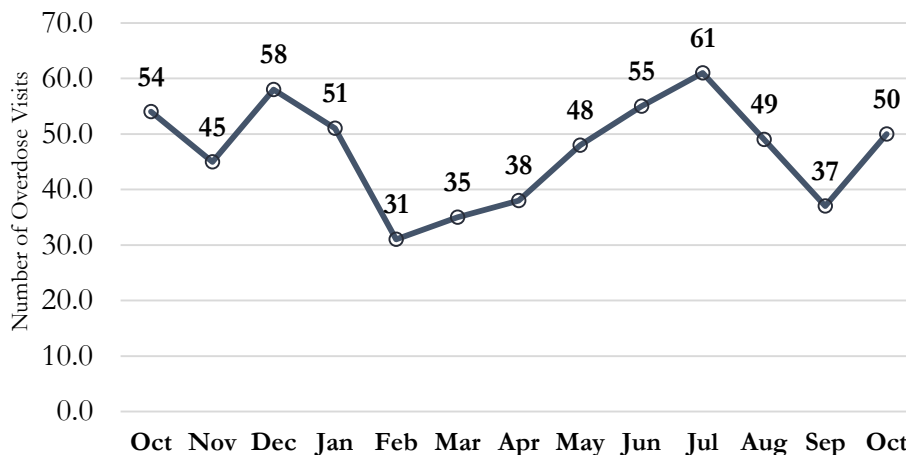
When organized by day of week, the frequency of ED/UC overdose events was highest on Sundays (22.0%) and Thursdays (22.0%; Figure 6). Fridays experienced the second highest frequency of overdose events (20.0%), followed by Sundays, Wednesdays, and Saturdays (14.0%, respectively). Mondays and Tuesdays had the lowest frequency of ED/UC overdose events (8.0%, respectively).

Figure 7. Overdose Occurrences by Hour of Day



October ED/UC overdose events were most prominent during the 12:00 pm and 10:00 pm hours (Figure 7). Secondary peaks occurred around 5:00 pm, 8:00 pm, and 9:00 pm. No overdose events presented to ED/UCs during the hours of 12:00-1:00 am, 4:00 am, 10:00 am, or 1:00 pm hours during the month of October.

Figure 8. Overdose Counts – Past 12 Months



When organized by month, ED/UC overdose events increased 7% from October to December, decreased 47% from December to February, increased 97% from February to July, decreased 39% from July to September, and increased 35% from September to October (Figure 8). A total of 455 ED/UC visits for drug-related overdose events have been observed thus far in 2020, as compared to 517 during the same time frame in 2019.

Lake County General Health District Resources



Project DAWN Naloxone Clinics

Due to the ongoing situation with COVID-19 and response efforts, all in-person Project DAWN Clinics have been canceled until further notice.

Training and registration to receive a naloxone kit is available on our website for residents of Lake County, as well as other counties in Ohio without an active Project DAWN Program.

For more information, please visit:

<https://www.lcghd.org/naloxone-distribution/>.

Pharmaceutical Disposal Instructions

Before disposing of pharmaceuticals at one of the drop-off locations, be sure to remove or black-out identifiable information on the pharmacy label. Disposable items suitable for drop-off include:

- Unused or expired medications
- Prescriptions, non-prescription pills, syrups, and creams
- Pain and mood altering medications
- Pain relievers, over-the-counter cold and flu medication, vitamins, and pet medications

Pharmaceutical Drug Collection and Disposal Locations

Monday - Friday: 7:00 a.m. to 8:00 p.m.

Saturday: 9:00 a.m. to 5:00 p.m.

Sunday: 1:00 p.m. to 5:00 p.m.

Note: No Sunday Hours at Lakeland

Eastlake Police Department

35150 Lakeshore Boulevard

Eastlake, OH 44095

Madison Township Police Department

2065 Hubbard Road

Madison, OH 44057

Mentor Police Department

8500 Civic Center Boulevard

Mentor, OH 44060

Mentor-on-the-Lake Police Department

5860 Andrews Road

Mentor-on-the-Lake, OH 44060

Lake County Sheriff's Office

104 East Erie Street

Painesville, OH 44077

Willoughby Police Department

36700 Euclid Avenue

Willoughby, OH 44094

Willoughby Hills Police Department

35405 Chardon Road

Willoughby Hills, OH 44094

Lakeland Comm. College Police Department

7700 Clocktower Drive, Building A, Lower Level

Kirtland, OH 44094

REV: 12/11/2020



**Lake County
General Health District**

Public Health

Prevent. Promote. Protect.

