

# COVID-19 in Lake County, Ohio: June 10, 2020

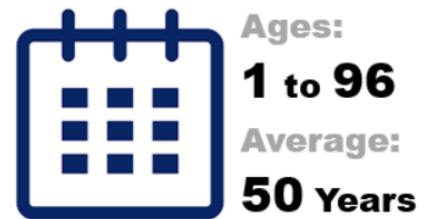
This report summarizes available data for total COVID-19 cases in Lake County, Ohio, including both laboratory confirmed and probable cases, based on cumulative data entered in the Ohio Disease Reporting System as of 2:00 p.m. the day prior to issue. The level of detail provided has been determined appropriate, given the number of cases in Lake County, to ensure the protection of sensitive individual health information. More detailed information may be available in future reports.

## Total COVID-19 Cases

Probable **31**

Confirmed **306**

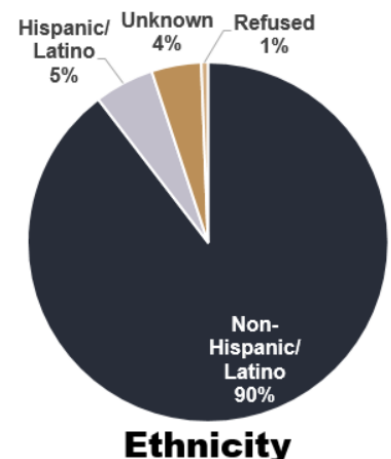
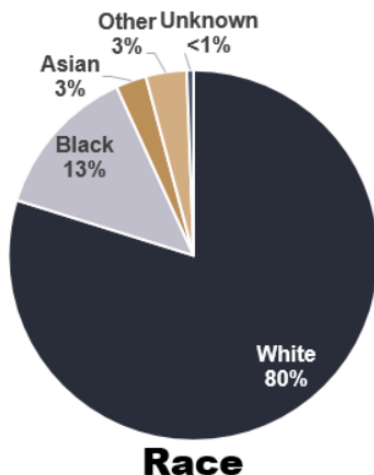
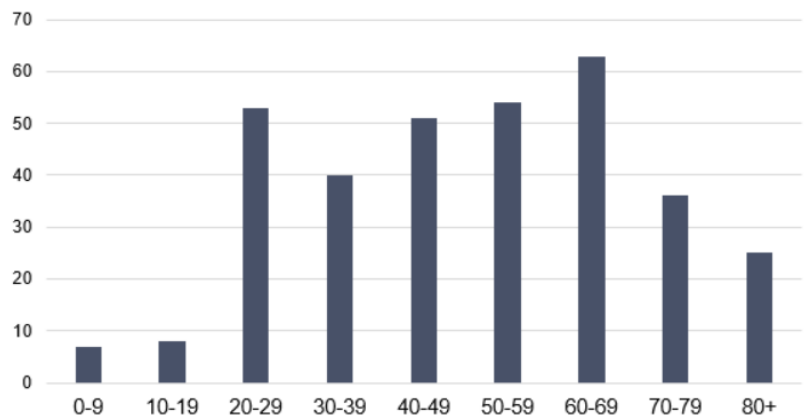
Total **337**



Zip Code	Cases
44045	0
44081	1-20
44057	21-40
44092	41-60
44095	41-60
44060	61-80
44077*	61-80
44094	81-100

\*May include adjacent zip codes with portions that fall within Lake County boundaries.

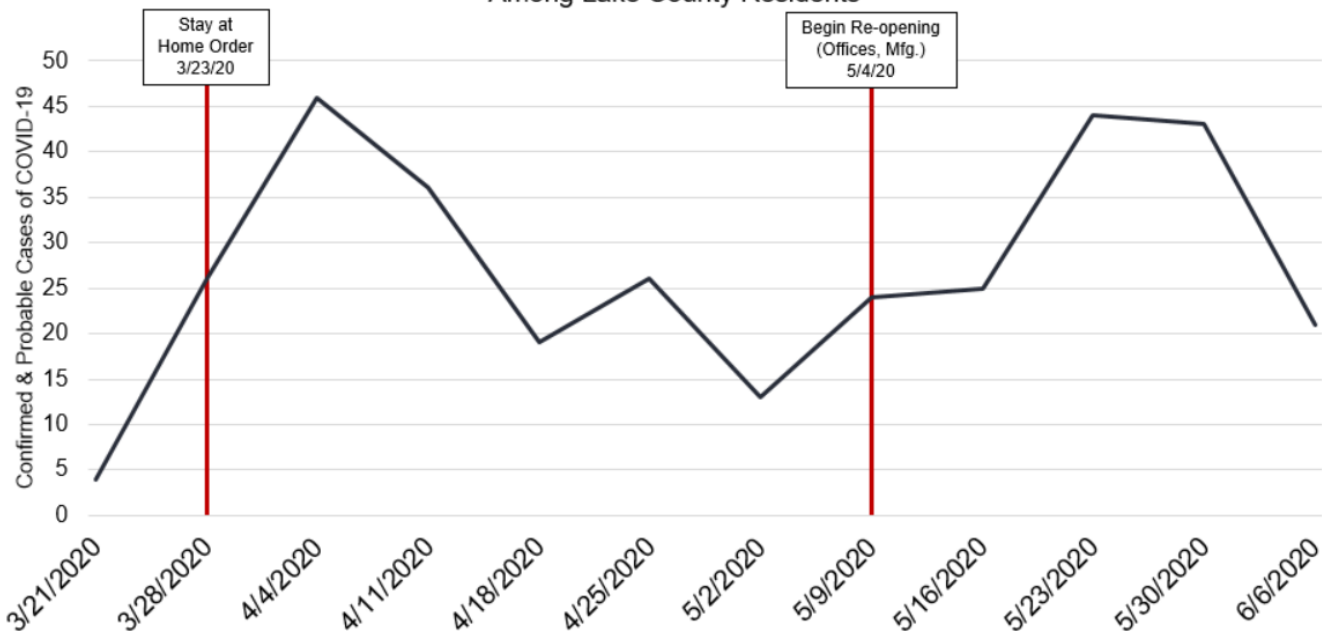
Ages of COVID-19 Patients in Lake County



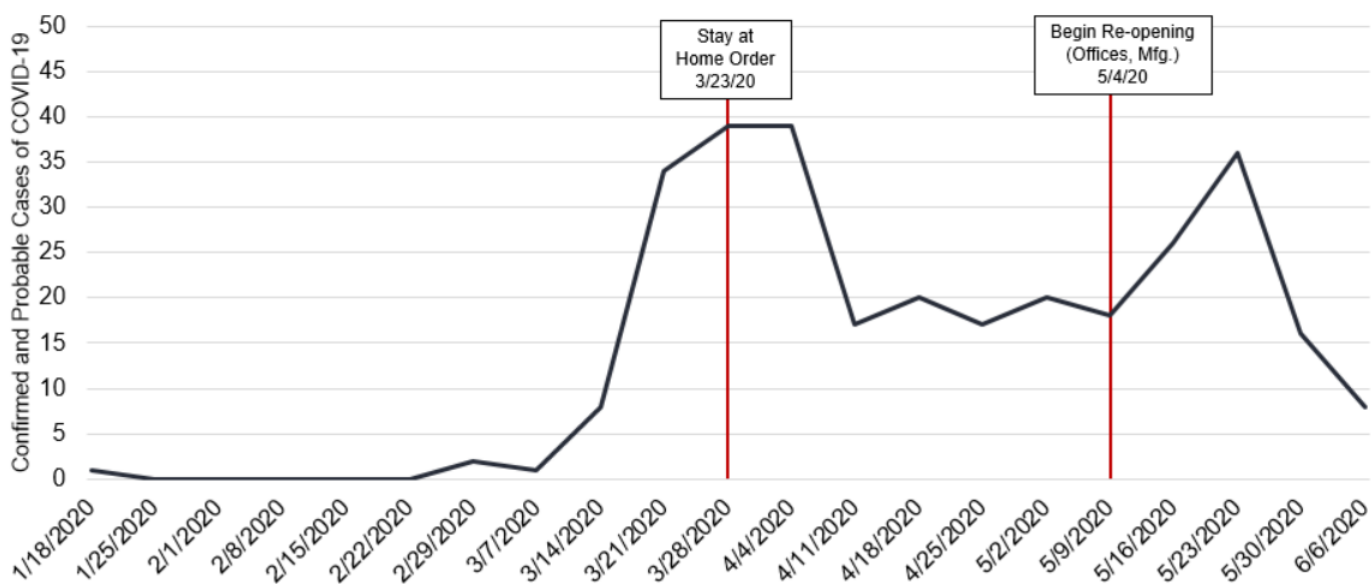
## COVID-19 in Lake County, Ohio: June 10, 2020 (Continued)

The following two graphs depict the number of new cases among Lake County residents by week, classified by the date reported (positive test or diagnosis according to CDC case definitions), and by the date of symptom onset (date on which the confirmed or probable case first experienced symptoms). For the purpose of this report, weeks run from Sunday through Saturday. Data reported for each week reflects the number of cases from the previous Sunday ending on the Saturday date shown. New cases are regularly reported with symptom onset dates several weeks or more in the past due to lags in testing and reporting. Dates for the Stay at Home Order and reopening have been added for reference.

**New Cases of COVID-19 Reported by Week  
Among Lake County Residents**



**New Cases of COVID-19 by Week of Symptom Onset\*  
Among Lake County Residents**



\*Excludes 35 cases for which the date of symptom onset is currently unknown

## COVID-19 Hospitalizations

**Hospitalizations  
(To Date)**

**72**

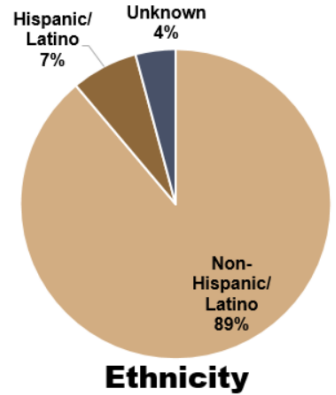
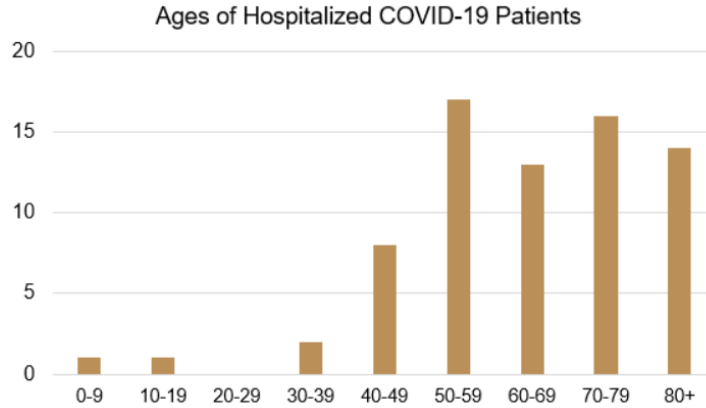
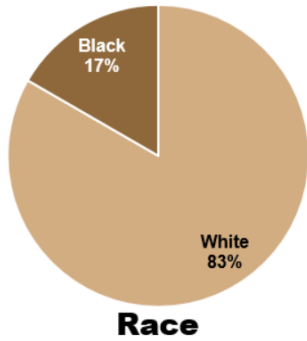


**Ages:**  
**2 to 96**  
**Average:**  
**64 Years**

**51%**   **49%**

**ICU Admissions  
(To Date)**

**25**



## COVID-19 Deaths

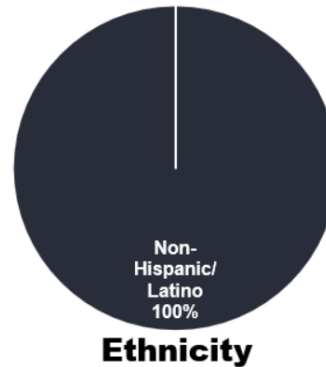
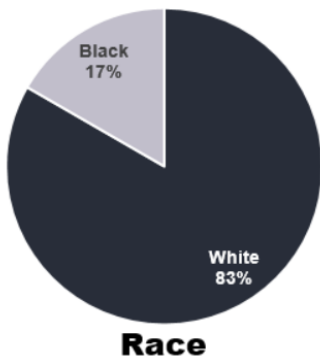


**Ages:**  
**55 to 94**  
**Average:**  
**79 Years**

**COVID-19  
Deaths**

**12**

**17%**   **83%**



**Lake County  
General Health District**

**Public Health**  
Prevent. Promote. Protect.

REV1: 6/9/2020

