

COVID-19 in Lake County, Ohio: May 6, 2020

This report summarizes available data for total COVID-19 cases in Lake County, Ohio, including both laboratory confirmed and probable cases, based on cumulative data entered in the Ohio Disease Reporting System as of 2:00 p.m. the day prior to issue. The level of detail provided has been determined appropriate, given the number of cases in Lake County, to ensure the protection of sensitive individual health information. More detailed information may be available in future reports.

Total COVID-19 Cases

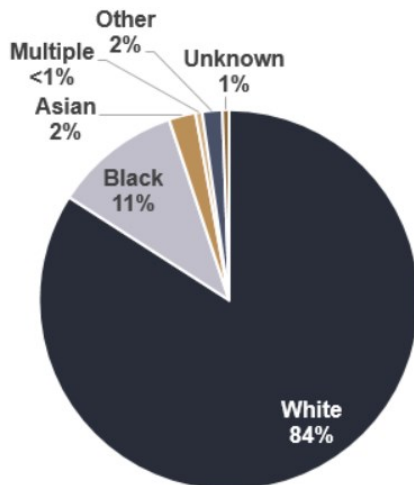
Probable 8
Confirmed 168
Total 176

*May include adjacent zip codes with portions that fall within Lake County boundaries.

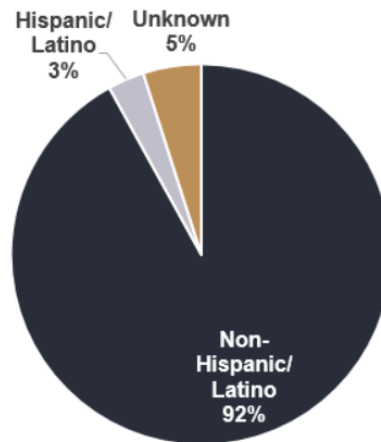
Zip Code	Cases
44045	0
44081	1-10
44057	11-20
44092	11-20
44095	21-30
44060	31-40
44077*	41-50
44094	41-50



Ages:
1 to 96
Average:
52 Years



Race



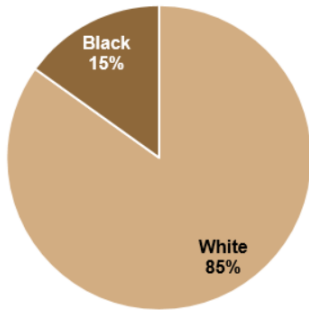
Ethnicity



COVID-19 Hospitalizations

**Hospitalizations
(To Date)**

53



Race

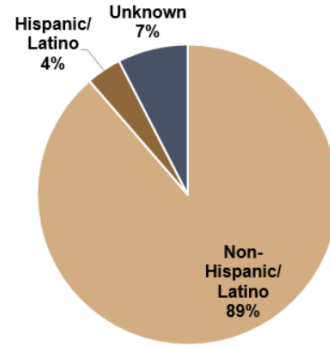
53%   **47%**



Ages:
17 to 96
Average:
65 Years

**ICU Admissions
(To Date)**

18





Ethnicity

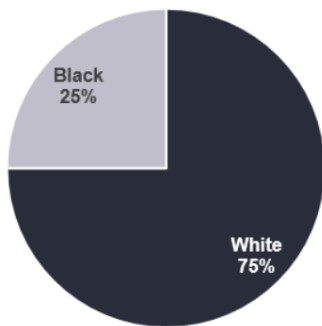
COVID-19 Deaths



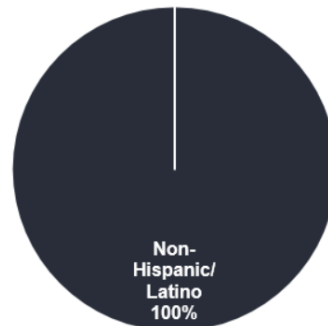
Ages:
55 to 94
Average:
77 Years

**COVID-19
Deaths**
8

0%   **100%**



Race



Ethnicity



**Lake County
General Health District**

Public Health
Prevent. Promote. Protect.



REV1: 5/5/2020