

# COVID-19 in Lake County, Ohio: April 29, 2020

This report summarizes available data for total COVID-19 cases in Lake County, Ohio, including both laboratory confirmed and probable cases, based on cumulative data entered in the Ohio Disease Reporting System as of 2:00 p.m. the day prior to issue. The level of detail provided has been determined appropriate, given the number of cases in Lake County, to ensure the protection of sensitive individual health information. More detailed information may be available in future reports.

## Total COVID-19 Cases

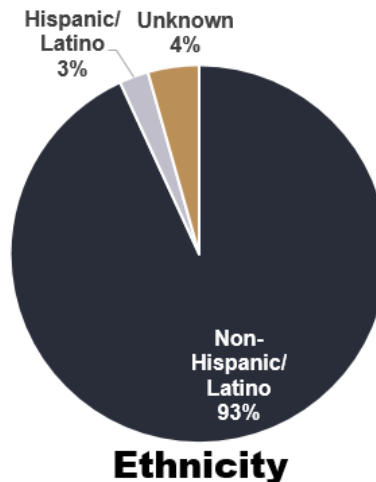
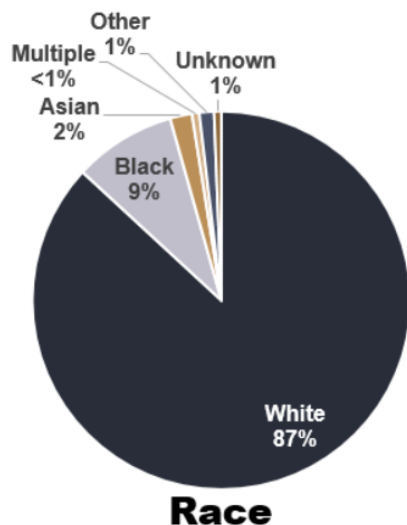
**Probable 7**  
**Confirmed 153**  
**Total 160**

\*May include adjacent zip codes with portions that fall within Lake County boundaries.

Zip Code	Cases
44045	0
44081	1-10
44057	11-20
44092	11-20
44095	11-20
44060	31-40
44077*	31-40
44094	41-50



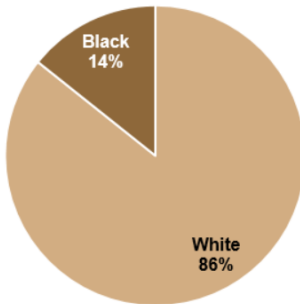
**Ages:**  
**1 to 96**  
**Average:**  
**53 Years**



## COVID-19 Hospitalizations

**Hospitalizations  
(To Date)**

**49**



**Race**

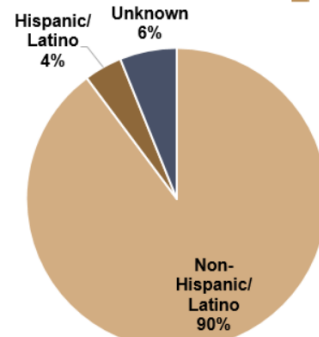
**53%**   **47%**



**Ages:**  
**33 to 96**  
**Average:**  
**66 Years**

**ICU Admissions  
(To Date)**

**16**





**Ethnicity**

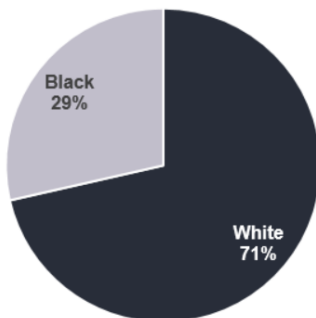
## COVID-19 Deaths



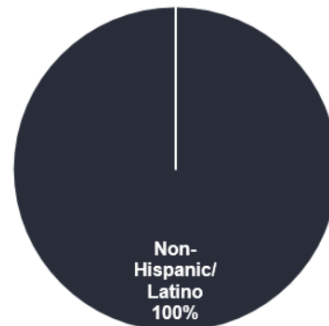
**Ages:**  
**55 to 94**  
**Average:**  
**76 Years**

**COVID-19  
Deaths**  
**7**

**0%**   **100%**



**Race**



**Ethnicity**



**Lake County  
General Health District**

**Public Health**  
Prevent. Promote. Protect.



REV1: 4/28/2020